

**Students**

**Integrity**

**Fiscal Responsibility**

**Learning**

**People**

**Teamwork**

**Commitment**

**Accountability**

**High Standards**



# Four Corners Charter School

**BOARD OF DIRECTORS' MEETING  
November 15, 2012**





**FOUR CORNERS CHARTER SCHOOL, INC. BOARD MEETING**

**Thursday, November 15, 2012  
Agenda**

**CALL TO ORDER**

**ACTION ITEMS FOR APPROVAL**

- I. Open For Public Comment**
- II. Minutes from September 4, 2012 Meetings** **Page 3**
- III. FCCS, Inc. FY13 Quarter 1 Analysis** **Page 7**
- IV. FCCS Year End Audit Report** **Page 15**
- V. Approval of Promethean Boards** **Page 58**
- VI. Extension of the Four Corners Charter**
- VII. Approval of School Improvement Plan**

**INFORMATIONAL**

- VIII. School Report** **Page 67**
- IX. School Grade and Benchmark 1 Update** **Page 69**
- X. Adjournment**

**◀ Next Meeting: To Be Determined ▶**

**MEETING MINUTES**

**Name of Foundation:** Four Corners Charter School, Inc.  
**Board Meeting:** September 04, 2012

**School(s):** Four Corners Charter School

*The minutes of Sunshine Law meetings need not be verbatim transcripts of the meeting. These minutes are a brief summary of the events of the meeting.*

Date:	Start	End	Next Meeting:	Next time:	Prepared by:
09.04.2012	3:00 p.m.	3:04 p.m.	TBD	TBD	F.Gazmuri
<b>Meeting Location:</b>					
School District of Osceola County, 817 Bill Beck Blvd, Kissimmee, FL					
<b>Attended by:</b>					
Barbara Horn, Chairperson Cindy Hartig, Director Jim Miller, Director Julius Melendez, Director			Dan Cappola, Facilities, CSUSA Frank Johns, Assistant Director of Facilities, CSUSA Mike Essik, Director Financial Analyst, CSUSA Denise Thompson, Principal, FCCS Fernanda Gazmuri, Governing Board Liaison, CSUSA Gregory Lezeau, Financial Analyst, CSUSA Migdalia Mercado, Finance, Osceola School District Sonia Esposito, Osceola School District Larry Brown, Attorney, FCCS, Inc. Gary Sermersheim, Osceola School District		
<b>Absent:</b> Tod Howard, Director					
<b>Highlights:</b>					

**CALL TO ORDER**

Pursuant to public notice, the meeting commenced at 3:04 p.m. with a Call to Order by Madam Chair Horn. Roll call was taken and quorum was established.

**I. APPROVAL OF MINUTES**

Madam Chair Horn asked the Board to review the minutes from the July 26, 2012 Governing Board meeting and note any corrections or modifications. The minutes stand.

**Motion made by Ms. Hartig with a second by Mr. Melendez to approve the July 26, 2012 Governing Board minutes of the Four Corners Charter School, Inc. meeting. The motion was approved 4-0 (1 absent).**

**II. FCCS, Inc. Final Budget FY13**

- Ms. Mercado reviewed the FY13 Budget for FCCS, Inc. The General Fund was in the final amount of \$5,903,735 with the projected amount of total revenues of \$5,974,921. Total final expenses in the amount of \$8,329,890 with the projected amount of expenses of \$6,230,701. This is a difference of (\$2,009,190). Financing from other sources are a difference of (\$2,170,375).
- Ms. Mercado reviewed the FY13 Capital Outlay. Revenue was in the amount of \$378,025.00 with the projected amount of \$398,130.00. This is a difference of \$20,105.

**Motion made by Mr. Melendez with a second by Ms. Hartig to approve the FY13 Final Budget for FCCS, Inc. The motion was approved 4-0 (1 absent).**

### **III. FCCS FY12 Year End Budget and Financial Summary**

- Mr. Essik reviewed the FCCS FY12 Fiscal Summary. He noted those items with significant budget variances. Variances for total Revenue were \$60,825.18 and total expenses were 200,000.27. This left a net change in fund balance favorable of \$260,825.45.
- Mr. Essik reviewed the FCCS FY12 year-end Budget. Student enrollment ended at 1060 students with an average FTE of \$5,514/student. This resulted in a net school deficit of (\$403,052). This enrollment was favorable to plan by 10 students however the FTE revenue per student is (\$45.00) less than budgeted. The School was able to mitigate expenses allowing for a more favorable impact to the fund balance than planned.

**Motion made by Mr. Melendez with a second by Ms. Hartig to approve the FCCS Year End Budget and Year End Summary. The motion was approved 4-0 (1 absent).**

### **VI. Out of Field Waivers**

- Ms. Thompson asked for approval of the Out of Field Waivers for ESOL.

**Motion made by Mr. Melendez with a second by Ms. Hartig to approve the Out of Field Waivers in ESOL for FCCS. The motion was approved 4-0 (1 absent).**

### **IV. School Board Facilitator**

- Ms. Thompson reported on the state legislature bill passed which requires each charter school's governing board to appoint a representative to facilitate parental involvement, provide access to information, assist parents and others with questions and concerns and resolve disputes. She also indicated the requirements of who this person can be, under the statute.
- The Board recommended that Ms. Barbara Horn be appointed as the Board Facilitator for Four Corners Charter School, Inc.

**Motion made by Ms. Hartig with a second by Mr. Melendez to appoint Barbara Horn as Board Facilitator for FCCS. The motion was approved 4-0 (1 absent).**

### **V. School Policies**

- Ms. Thompson advised the board they were asked to review the school policies which include: Parent/Student Handbooks, Behavior/Discipline Contract/ Grievance Policy, Wellness Plan, Emergency Disaster Plan, Volunteer Policy, Uniform Policy, School Calendar, Transportation Agreement, and Food Service Agreement.

**Motion made by Ms. Hartig with a second by Mr. Melendez to approve the School Policies for FCCS. The motion was approved 4-0 (1 absent).**

### **VI. Update Status of Roof/HVAC project at FCCS**

- Mr. Johns addressed the HVAC/Roofing project. He is waiting for Mr. Wells, with the School District, to address the speed controllers. Mr. Brown

recommended that the Board agree to release the remaining payment and asking the board to authorize payment. Mr. Brown advised the Board the work has been completed based on previous discussion on the conditions, combined scope, and timely completion. The Board authorized release of \$36,000.

**VII. Transportation Agreement between Osceola and FCCS**

- Mr. Brown asked for Board approval of the transportation agreement between Osceola and FCCS. Ms. Hartig asked Mr. Brown to provide the board with more information on Lake County at the next board meeting.

**Motion made by Ms. Hartig with a second by Mr. Melendez to approve the Transportation Agreement between Osceola and FCCS. The motion was approved 4-0 (1 absent).**

**VIII. School Report**

- Ms. Thompson, Principal at FCCS, reviewed the School Report. Current enrollment is at 1034 with a budgeted enrollment of 986. She advised the Board the school is in need of four smart Boards. The Board requested CSUSA provide an analysis of the cost and installation of four Smart Boards.

**Motion made by Ms. Hartig with a second by Mr. Melendez to approve purchasing four Smartboard for FCCS. The motion was approved 4-0 (1 absent).**

**IX. Copy Machine Comparison**

- Ms. Thompson provided the Board with a brief copy machine comparison analysis and advised the school is 50% less than Osceola County Printing.

**X. Staff Survey Results**

- Ms. Thompson reviewed the staff survey results from the June end-year survey. Overall the results were very positive and the Board was pleased. She also reviewed the action plan for addressing the opportunities presented by the results.

**XI. Parent Survey Results**

- Ms. Thompson reviewed the parent survey results from the June end-year survey. Overall the results were very positive and the Board was pleased. She also reviewed the action plan for addressing the opportunities presented by the results.
  - Total participation rate was a concern.

**XII. FCAT Results**

- Ms. Thompson reviewed the FCAT results. The Results were positive and the Board was pleased. She also reviewed the action plan for addressing the opportunities presented by the results.

**Motion made to adjourn the FCCS, Inc. Governing Board meeting. Motion was approved unanimously.**

---

Cindy Hartig, Chairman

Date: \_\_\_\_\_

**The School District of Osceola County**

**Charter School**

**Projected Revenues & Expenditures**

**Cover Sheet**

2012-2013

0863

**School Name:** Four Corners Charter School

**Charter Holder's Name:** Four Corners Charter School

**Board Chairman's Printed Name:** \_\_\_\_\_

**Board Chairman's Signature:** \_\_\_\_\_

**Date Board Approved:** \_\_\_\_\_

**Contact Name:** \_\_\_\_\_

**Phone Number:** \_\_\_\_\_

**Email Address:** \_\_\_\_\_

OSCEOLA COUNTY CHARTER SCHOOL Four Corners Charter School Revenues & Expenditures		All Fund Types	All Fund Types	All Fund Types	
		Function	Budget	Forecast	Variance
			2012-2013 1050 UFTE	2012-2013 1053 UFTE	2012-2013 3 UFTE
<b>REVENUES</b>					
Federal Direct	3100	0.00	0.00	0.00	
Federal Through State & Local	3200	0.00	0.00	0.00	
State Sources	3300	6,374,310.00	6,337,594.79	(36,715.21)	
Local Sources	3400	92,600.00	99,066.26	6,466.26	
<b>Total Revenues</b>		6,459,557.27	6,436,661.05	(22,896.22)	
<b>EXPENDITURES</b>					
Current:					
Instruction	5000	3,216,640.45	3,077,533.10	139,107.36	
Pupil Personnel Services	6100	63,184.20	63,433.29	(249.09)	
Instructional Media Services	6200	2,075.00	6,063.44	(3,988.44)	
Instruction and Curriculum Development Services	6300	0.00	0.00	0.00	
Instructional Staff Training Services	6400	3,180.00	0.00	3,180.00	
Instruction Related Technology	6500	56,380.90	57,058.83	(677.93)	
Board	7100	225.00	162.50	62.50	
General Administration	7200	740,899.04	743,708.04	(2,809.00)	
School Administration	7300	328,549.07	334,537.65	(5,988.59)	
Facilities Acquisition and Construction	7400	25,000.00	23,636.00	1,364.00	
Fiscal Services	7500	11,300.00	15,300.00	(4,000.00)	
Food Services	7600	0.00	0.00	0.00	
Central Services	7700	6,354.00	6,323.18	30.82	
Pupil Transportation Services	7800	178,000.00	178,000.00	0.00	
Operation of Plant	7900	1,785,445.53	1,798,029.51	(12,583.98)	
Maintenance of Plant	8100	316,530.00	400,068.25	(83,538.25)	
Administrative Technology Services	8200	0.00	0.00	0.00	
Community Services	9100	53,130.12	43,923.16	9,206.96	
Debt Service: (Function 9200)				0.00	
Retirement of Principal	9200.7100	0.00	0.00	0.00	
Interest	9200.7200	0.00	0.00	0.00	
Dues, Fees and Issuance Costs	9200.7300	0.00	0.00	0.00	
Miscellaneous Expenditures	9200.7900	0.00	0.00	0.00	
Capital Outlay:				0.00	
Facilities Acquisition and Construction	7420	0.00	0.00	0.00	
Other Capital Outlay	9300	0.00	0.00	0.00	
<b>Total Expenditures</b>		6,786,893.31	6,747,776.96	39,116.35	
Excess (Deficiency) of Revenues Over (Under) Expenditures		(319,983.31)	(311,115.91)	(8,867.40)	
<b>OTHER FINANCING SOURCES (USES)</b>					
Loans Incurred	3720	0.00	0.00	0.00	
Proceeds from the Sale of Capital Assets	3730	0.00	0.00	0.00	
Loss Recoveries	3740	0.00	0.00	0.00	
Proceeds of Forward Supply Contract	3760	0.00	0.00	0.00	
Special Facilities Construction Advances	3770	0.00	0.00	0.00	
Transfers In	3600	0.00	0.00	0.00	
Transfers Out	9700	0.00	0.00	0.00	
<b>Total Other Financing Sources (Uses)</b>		0.00	0.00	0.00	
<b>SPECIAL ITEMS</b>					
	SPCL	0.00	0.00	0.00	
<b>EXTRAORDINARY ITEMS</b>					
	EXTR	0.00	0.00	0.00	
Net Change in Fund Balances		(319,983.31)	(311,115.91)	8,867.40	
Fund Balance, Beginning	2800	945,131.50	945,131.50	0.00	
Adjustment to Fund Balances	2891	0.00	0.00	0.00	
Fund Balance, Ending	2700	625,148.19	634,015.59	8,867.40	



**OSCEOLA COUNTY CHARTER SCHOOL**

*Four Corners Charter School*

Function	Actual Revenues & Expenditures 2012-2013		2012-2013 1053 UFTE
<b>REVENUES</b>			
<b>3100</b>	Federal Direct		0.00
<b>3200</b>	Federal Through State & Local		
	<i>Education Jobs Funds</i>		0.00
	<i>MAP Revenue Performance Pay</i>		0.00
	<i>IDEA Grant</i>		0.00
<b>3300</b>	State Sources		
	<i>FEFP (Fill out Revenue WorkSheet)</i>		5,932,424.29
	<i>Capital Outlay</i>		405,170.50
	<i>Florida Lead Teacher</i>		0.00
			0.00
			0.00
<b>3400</b>	Local Sources		
	<i>Before and Aftercare Revenue</i>		90,398.18
	<i>Rental Income and Other</i>		8,668.08
			0.00
			0.00
			0.00
	<b>Total Revenues</b>		<b>6,436,661.05</b>
<b>EXPENDITURES</b>			
<b>5000</b>	Instruction		
	Teachers	59.00	45,448.39
	Classroom Asst.	11.00	13,261.82
	Text Books		56,391.72
	Supplies		156,838.06
	Equipment		4,890.00
	Other		32,078.52
<b>6100</b>	Pupil Personnel Services		
	Attd and Social Wrk	1.50	28,936.80
	Guidance Services		
	Health Services	1.00	19,664.43
	Pschological Services		
	Supplies		363.65
	Equipment		0.00
	Other		0.00
<b>6200</b>	Instructional Media Services		
	Personnel	-	3,988.44
	Library Books		2,075.00
	Materials		0.00
	Supplies		0.00

**OSCEOLA COUNTY CHARTER SCHOOL**

***Four Corners Charter School***

Function	Actual Revenues & Expenditures 2012-2013		2012-2013 1053 UFTE
	Equipment		0.00
	Other		0.00
<b>6300</b>	Instruction and Curriculum Development Services		
	Specialists	<i>(Num of Units)</i> <i>(Avg Salary)</i>	
	Supplies		0.00
	Other		0.00
<b>6400</b>	Instructional Staff Training Services		0.00
<b>6500</b>	Instruction Related Technology		57,058.83
<b>7100</b>	Board		162.50
<b>7200</b>	General Administration		0.00
<b>7300</b>	School Administration		
	Principal	1.00      104,323.78	104,323.78
	Asst. Principal	1.00      70,436.77	70,436.77
	Other Supervisors	-      -	0.00
	Secretary	2.00      26,427.63	52,855.27
	Bookkeeper	1.00      51,571.75	51,571.75
	Other Assistants	1.00      34,489.94	34,489.94
	Supplies		3,000.41
	Equipment		0.00
	Other		17,859.73
<b>7400</b>	Facilities Acquisition and Construction		
	Land & Building Purchases		0.00
	Remodeling/Improvements		23,636.00
	Construction & Additions		0.00
	Lease/Rent		0.00
<b>7500</b>	Fiscal Services (Accounting & Auditing)		15,300.00
<b>7600</b>	Food Services		0.00
<b>7700</b>	Central Services		6,323.18
<b>7800</b>	Pupil Transportation Services		178,000.00
<b>7900</b>	Operation of Plant		
	Insurance		112,118.98
	Security Personnel	1.00      50,956.53	50,956.53
	Utilities & Telephone		245,571.26
	Security		0.00
	Other		1,389,382.74
<b>8100</b>	Maintenance of Plant		
	Ground Maint.		35,772.82
	Bldg Repairs & Maint.		359,795.44

**OSCEOLA COUNTY CHARTER SCHOOL**

***Four Corners Charter School***

Function	Actual Revenues & Expenditures 2012-2013	2012-2013 1053 UFTE
	Preventative	4,499.99
	Other	0.00
<b>8200</b>	Administrative Technology Services	0.00
<b>9100</b>	Community Services	
	<i>Before and Aftercare</i>	41,727.35
	<i>Aftercare snacks/food</i>	2,195.81
<b>9200</b>	Debt Service	
	Retirement of Principal	0.00
	Interest	0.00
	Dues, Fees and Issuance Costs	0.00
	Miscellaneous Expenditures	
	<b>Normal Expenditures</b>	<b>6,004,068.91</b>
<b>ALLOCATED EXPENDITURES</b>		
	District Holdback	30,955.02
<b>7200</b>	<i>General Administration</i>	100%      30,955.02
	<i>Please Select From Drop Down List</i>	0%
	<i>Please Select From Drop Down List</i>	0%
	<i>Please Select From Drop Down List</i>	0%
	Management Fee	712,753.02
<b>7200</b>	<i>General Administration</i>	100%      712,753.02
	<i>Please Select From Drop Down List</i>	0%      0.00
	<i>Please Select From Drop Down List</i>	0%      0.00
	<i>Please Select From Drop Down List</i>	0%      0.00
	<b>Allocated Expenditures</b>	<b>743,708.04</b>
	<b>Total Expenditures</b>	<b>6,747,776.95</b>
	Excess of Revenues Over Expenditures	<b>(311,115.90)</b>
<b>OTHER FINANCING SOURCES (USES)</b>		
<b>3720</b>	Loans Incurred	
	<i>(Description)</i>	0.00
	<i>(Description)</i>	0.00
<b>3730</b>	Proceeds from the Sale of Capital Assets	0.00
	<b>Total Other Financing Sources (Uses)</b>	<b>0.00</b>
<b>SPECIAL ITEMS</b>		
<b>SPCL</b>		
<b>EXTRAORDINARY ITEMS</b>		
<b>EXTR</b>	<i>(Description)</i>	0.00
<b>NET CHANGE IN FUND BALANCES</b>		<b>(311,115.90)</b>

**Charter Schools USA**  
**FOUR CORNERS CHARTER SCHOOL**  
**Actual vs Budget vs Forecast Variance Analysis**  
*As of the Period Ending September 30, 2012*

	YTD Actual	YTD Budget	Variance	% Variance	\$ YTD Effect	Explanation (15% and \$2,000)	Annual Forecast	Annual Budget	Variance	% Variance	\$ Annual Effect
ENROLLMENT (per school's record)	1,053	1,050	3	0%			1,053	1,050	3	0%	
ENROLLMENT (per funding source)	1,071	1,050	21	2%	\$ 29,835	Enrollment favorable to budget by 21 students	1,053	1,050	3	0%	\$ 17,048
ENROLLMENT (accrued/deferred)	(18)	-	-	0%	\$ (25,362)	Deferred revenue on 18 student unfavorable actual versus funding comis	-	-	-	0%	
<b>RATE PER STUDENT</b>	<b>\$ 5,636</b>	<b>\$ 5,683</b>	<b>\$ (47)</b>	<b>-1%</b>	<b>\$ (12,537)</b>	Unfavorable due to lower rate by \$47 per student	<b>\$ 5,634</b>	<b>\$ 5,683</b>	<b>\$ (49)</b>	<b>-1%</b>	<b>\$ (51,576)</b>
<b>REVENUES</b>											
<b>Earned Capitation</b>											
State Capitation / Student	\$ 1,470,985	\$ 1,491,738	\$ (20,753)	-1%	see above		\$ 5,932,424	\$ 5,966,952	\$ (34,528)	-1%	
Capital Outlay Funding	99,652	101,840	(2,188)	-2%			405,171	407,358	(2,188)	-1%	
District Fee Refund (>250 students)	30,368	22,798	7,570	33%		Due to favorable funding enrollment vs budgeted count	92,315	91,193	1,122	1%	
<b>Total Earned Capitation</b>	<b>1,601,005</b>	<b>1,616,376</b>	<b>(15,371)</b>	<b>-1%</b>			<b>6,429,910</b>	<b>6,465,503</b>	<b>(35,593)</b>	<b>-1%</b>	
Before and Aftercare Revenue	21,208	19,803	1,405	7%			90,398	92,600	(2,202)	-2%	
Other Revenue	4,589	-	4,589	100%		Sales of Agendas was not budgeted	4,589	-	4,589	100%	
<b>TOTAL REVENUES</b>	<b>1,626,802</b>	<b>1,636,179</b>	<b>(9,377)</b>	<b>-1%</b>			<b>6,524,897</b>	<b>6,558,103</b>	<b>(33,206)</b>	<b>-1%</b>	
<b>EXPENSES</b>											
<b>Cost of Compensation</b>											
School Leadership	39,651	36,907	(2,744)	-7%			167,901	167,127	(774)	0%	
Administrative	24,223	23,140	(1,083)	-5%			97,473	96,888	(585)	-1%	
Teachers	308,649	345,418	36,769	11%			2,017,480	2,072,509	55,029	3%	
ESE/Special Education	17,774	18,089	315	2%			105,133	108,537	3,404	3%	
Resource Teachers	3,675	-	(3,675)	-100%		No budget for this position	3,675	-	(3,675)	-100%	
Guidance	5,836	5,865	29	0%			35,161	35,190	29	0%	
Substitute Teachers	20,037	10,000	(10,037)	-100%		Higher usage of subs than budgeted	60,037	50,000	(10,037)	-20%	
Aides - Instructional	19,380	26,262	6,882	26%		Favorable usage of aides than budgeted	119,403	150,069	30,666	20%	
Other Support/Aides	1,999	-	(1,999)	-100%			1,999	-	(1,999)	-100%	
Aftercare	12,729	9,362	(3,367)	-36%		Due to increased participation over budget	41,096	44,494	3,398	8%	
Nurse	2,371	2,755	384	14%			15,355	15,742	387	2%	
Plant Operations	7,575	7,650	75	1%			43,692	30,600	(13,092)	-43%	
Tutoring	1,853	-	(1,853)	-100%			43,920	43,920	(0)	0%	
Stipends	284	830	546	66%			15,360	16,000	640	4%	
Sick Day Buyout	-	-	-	0%			7,080	7,080	-	0%	
10 Month Wages Accrual	32,990	-	(32,990)	-100%		10 Month Wage accrual was not budgeted UNTIL June and spread over wages	(1)	-	1	-100%	
Taxes & Benefits	166,425	122,750	43,675	13%		accounts	509,763	530,919	21,156	4%	
<b>Total Cost of Compensation</b>	<b>605,451</b>	<b>609,028</b>	<b>3,577</b>	<b>1%</b>			<b>3,284,527</b>	<b>3,369,075</b>	<b>84,548</b>	<b>3%</b>	
<b>Professional Services</b>											
Accounting Services - Audit	15,300	11,300	(4,000)	-35%		Actual expense higher than budgeted	15,300	11,300	(4,000)	-35%	
CSUSA Management Fees	178,188	178,188	-	0%			712,753	712,753	(0)	0%	
Computer Service Fees	11,813	11,813	-	0%			47,250	47,250	-	0%	
Outside Staff Development	-	1,500	1,500	100%			1,500	1,500	-	0%	
Fee to County School Board	37,409	29,835	(7,574)	-25%		Due to favorable funding enrollment vs budgeted count	123,270	119,339	(3,931)	-3%	
School Recognition Award Expenses	200	-	(200)	-100%			200	-	(200)	-100%	

**Charter Schools USA**  
**FOUR CORNERS CHARTER SCHOOL**  
**Actual vs Budget vs Forecast Variance Analysis**  
*As of the Period Ending September 30, 2012*

	YTD	YTD		%	\$ YTD		Annual	Annual		%	\$ Annual
	Actual	Budget	Variance	Variance	Effect	Explanation (15% and \$2,000)	Forecast	Budget	Variance	Variance	Effect
Professional Fees - Other	1,233	-	(1,233)	-100%			1,233	-	(1,233)	-100%	
Advertising/Marketing Exp	203	6,761	6,558	97%		Due to timing of expenditures to budget	15,000	15,000	(0)	0%	
Staff Recruitment	-	488	488	100%			1,954	1,954	0	0%	
<b>Total Professional Services</b>	<b>244,346</b>	<b>239,885</b>	<b>(4,461)</b>	<b>-2%</b>			<b>918,460</b>	<b>909,096</b>	<b>(9,364)</b>	<b>-1%</b>	
<b>Vendor Services</b>											
Contracted Pupil Transportation	-	-	-	0%			178,000	178,000	-	0%	
Extra-Curricular Activity Events	470	4,890	4,420	90%		Due to timing of expenditures to budget	4,890	4,890	-	0%	
Background / Finger Printing	-	100	100	100%			-	100	100	100%	
Drug Testing Fees	-	100	100	100%			-	100	100	100%	
Licenses & Permits	540	450	(90)	-20%			1,800	1,800	0	0%	
Bank Charges & Loan Fees	-	750	750	100%			3,000	3,000	-	0%	
Contracted SPED - Non Instruction	-	1,250	1,250	100%			5,000	5,000	0	0%	
Contracted Custodial Services	52,125	52,125	-	0%			208,500	208,500	-	0%	
<b>Total Vendor Services</b>	<b>53,135</b>	<b>59,665</b>	<b>6,530</b>	<b>11%</b>			<b>401,190</b>	<b>401,390</b>	<b>200</b>	<b>0%</b>	
<b>Administrative Expenses</b>											
Travel / Auto / Meals / Lodging/Airfare	1,296	1,931	635	33%			7,726	7,725	(1)	0%	
Dues & Subscriptions	343	875	532	61%			3,500	3,500	(0)	0%	
Printing & Copying	1,862	2,500	638	26%			10,000	10,000	(0)	0%	
Office Supplies	759	750	(9)	-1%			3,000	3,000	(0)	0%	
Supplies - Aftercare	-	300	300	100%			600	600	-	0%	
Medical Supplies	364	75	(289)	-385%			364	300	(64)	-21%	
In-house Food Service	-	75	75	100%			300	300	0	0%	
In-house Food Service - Aftercare	-	352	352	100%			2,196	2,195	(1)	0%	
Bad Debt Expense	130	-	(130)	-100%			130	-	(130)	-100%	
<b>Total Administrative Services</b>	<b>4,754</b>	<b>6,858</b>	<b>2,104</b>	<b>31%</b>			<b>27,817</b>	<b>27,620</b>	<b>(197)</b>	<b>-1%</b>	
<b>Instruction Expense</b>											
Textbooks	56,392	51,289	(5,103)	-10%			56,392	51,289	(5,103)	-10%	
Consumable Instr. Supplies & Equip.-Student	148,106	151,971	3,865	3%			148,106	151,971	3,865	3%	
Consumable Instr. Supplies & Equip.-Teacher	8,732	8,354	(378)	-5%			8,732	8,354	(378)	-5%	
Library & Reference Books	-	2,075	2,075	100%		Due to timing of purchases, budget for year placed in July	2,075	2,075	-	0%	
Testing Materials	-	23,527	23,527	100%		Due to timing of purchases, budget for year placed in July	23,527	23,527	-	0%	
<b>Total Instruction Expense</b>	<b>213,230</b>	<b>237,216</b>	<b>23,986</b>	<b>10%</b>			<b>238,832</b>	<b>237,216</b>	<b>(1,616)</b>	<b>-1%</b>	
<b>Other Operating Expenses</b>											
Telephone/Internet/Cable/Satellite	12,086	11,812	(274)	-2%			47,542	47,268	(274)	-1%	
Postage / Express Mail	625	250	(375)	-150%			1,000	1,000	0	0%	
Electricity	32,936	35,614	2,678	8%			131,999	133,938	1,939	1%	
Water & Sewer	2,999	3,894	895	23%			14,681	15,575	894	6%	
Waste Disposal	12,577	12,941	364	3%			51,400	51,764	364	1%	
Pest Control	1,153	1,750	597	34%			6,993	7,000	7	0%	
Maintenance & Cleaning Supplies	5,456	4,757	(699)	-15%		Higher maintenance requirements than budgeted YTD. \$30K exterior painting	19,029	19,029	(0)	0%	
Building Repairs & Maintenance	161,490	76,945	(84,545)	-110%		unbudgeted	388,575	305,030	(83,545)	-27%	
Equipment Repairs & Maintenance	505	1,125	620	55%			4,500	4,500	0	0%	
Software Licensing Fees	-	250	250	100%			1,000	1,000	0	0%	
Miscellaneous Expenses	-	625	625	100%			2,500	2,500	0	0%	
<b>Total Other Operating Expenses</b>	<b>229,827</b>	<b>149,963</b>	<b>(79,864)</b>	<b>-53%</b>			<b>669,219</b>	<b>588,604</b>	<b>(80,615)</b>	<b>-14%</b>	

**Charter Schools USA**  
**FOUR CORNERS CHARTER SCHOOL**  
**Actual vs Budget vs Forecast Variance Analysis**  
*As of the Period Ending September 30, 2012*

	YTD	YTD		%	S YTD		Annual	Annual		%	S Annual
	Actual	Budget	Variance	Variance	Effect	Explanation (15% and \$2,000)	Forecast	Budget	Variance	Variance	Effect
<b>Fixed Expenses</b>											
Office Equipment - Leasing Expense	4,382	4,401	19	0%			17,585	17,604	19	0%	
Property & Liability Insurance	29,371	27,583	(1,788)	-6%			112,119	110,331	(1,788)	-2%	
Rent Expense	282,317	282,317	-	0%			1,129,269	1,129,269	0	0%	
<b>Total Fixed Expenses</b>	<b>316,070</b>	<b>314,301</b>	<b>(1,769)</b>	<b>-1%</b>			<b>1,258,972</b>	<b>1,257,204</b>	<b>(1,768)</b>	<b>0%</b>	
<b>TOTAL EXPENSES</b>	<b>1,666,813</b>	<b>1,616,916</b>	<b>(49,897)</b>	<b>-3%</b>			<b>6,799,017</b>	<b>6,790,205</b>	<b>(8,812)</b>	<b>0%</b>	
<b>Operating Cash Surplus/(Deficit)</b>	<b>(40,011)</b>	<b>19,263</b>	<b>(59,274)</b>	<b>-308%</b>			<b>(274,120)</b>	<b>(232,102)</b>	<b>(42,018)</b>	<b>18%</b>	
Capital Expenditures (Non-Cap)	9,179	13,996	4,817	34%		Due to timing of purchases, budget for year placed in July	9,179	13,996	4,817	34%	
Capital Expenditures (Capitalized)	2,182	62,635	60,453	97%		Due to timing of purchases, majority of budget for year placed in July	27,818	73,885	46,067	62%	
<b>Other Financing Sources/Uses</b>											
<b>CHANGE IN FUND BALANCE</b>	<b>(51,372)</b>	<b>(57,368)</b>	<b>5,996</b>	<b>10%</b>			<b>(311,116)</b>	<b>(319,983)</b>	<b>8,867</b>	<b>3%</b>	

**FOUR CORNERS  
CHARTER SCHOOL**  
(A division of Four Corners  
Charter School, Inc.)

**Basic Financial Statements and  
Supplemental Information**

**For the year ended  
June 30, 2012**

**BERMAN HOPKINS  
WRIGHT & LAHAM**  
CPAS AND ASSOCIATES, LLP

## TABLE OF CONTENTS

	Page
INDEPENDENT AUDITORS' REPORT	1
MANAGEMENT'S DISCUSSION AND ANALYSIS	3
FINANCIAL STATEMENTS	
Government-Wide Financial Statements:	
Statement of Net Assets	8
Statement of Activities	9
Fund Financial Statements:	
Balance Sheet - Governmental Funds	10
Reconciliation of the Balance Sheet - Governmental Funds to the Statement of Net Assets	11
Statement of Revenues, Expenditures and Changes in Fund Balances - Governmental Funds	12
Reconciliation of the Statement of Revenues, Expenditures and Changes in Fund Balances - Governmental Funds to the Statement of Activities	13
Statement of Fiduciary Assets and Liabilities - Agency Fund	14
Notes to Financial Statements	15
REQUIRED SUPPLEMENTAL INFORMATION	
Schedule of Revenues, Expenditures and Changes in Fund Balances - Budget and Actual - General Fund	27
Schedule of Revenues, Expenditures and Changes in Fund Balances - Budget and Actual - Capital Outlay Fund	28
Note to Required Supplemental Information	29
REPORT ON INTERNAL CONTROL OVER FINANCIAL REPORTING AND ON COMPLIANCE AND OTHER MATTERS BASED ON AN AUDIT OF FINANCIAL STATEMENTS PERFORMED IN ACCORDANCE WITH <i>GOVERNMENT AUDITING STANDARDS</i>	30
MANAGEMENT LETTER	32
PRIOR YEAR FINDINGS, RECOMMENDATIONS AND OTHER MATTERS	34
CURRENT YEAR FINDINGS, RECOMMENDATIONS AND OTHER MATTERS	35



BERMAN HOPKINS  
WRIGHT & LAHAM

CPAS AND ASSOCIATES, LLP

8035 Spyglass Hill Road  
Melbourne, FL 32940  
Phone: 321-757-2020  
Fax: 321-242-4844

[www.bermanhopkins.com](http://www.bermanhopkins.com)

255 S. Orange Ave. Suite 745  
Orlando, FL 32801  
Phone: 407-841-8841  
Fax: 407-841-8849

INDEPENDENT AUDITORS' REPORT

To the Board of Directors  
Four Corners Charter Schools, Inc.  
Davenport, Florida

We have audited the accompanying financial statements of the governmental activities and each major fund of Four Corners Charter School (the "School"), a division of Four Corners Charter Schools, Inc. (the "Charterholder"), which is a component unit of the School Board of Osceola County, Florida as of and for the year ended June 30, 2012, which collectively comprise the School's basic financial statements, as listed in the table of contents. These financial statements are the responsibility of the School's management. Our responsibility is to express opinions on these financial statements based on our audit.

We conducted our audit in accordance with auditing standards generally accepted in the United States of America and the standards applicable to financial audits contained in *Government Auditing Standards*, issued by the Comptroller General of the United States. Those standards require that we plan and perform the audit to obtain reasonable assurance about whether the financial statements are free of material misstatement. An audit includes examining, on a test basis, evidence supporting the amounts and disclosures in the financial statements. An audit also includes assessing the accounting principles used and the significant estimates made by management, as well as evaluating the overall financial statement presentation. We believe that our audit provides a reasonable basis for our opinions.

As described in Note A-1, the accompanying financial statements referred to above present only the financial position of the School at June 30, 2012, and the respective changes in financial position for the year then ended, and is not intended to be a complete presentation of the Charterholder.

In our opinion, the financial statements referred to above present fairly, in all material respects, the respective financial position of the governmental activities and each major fund of the School, as of June 30, 2012, and the respective changes in financial position for the year then ended in conformity with accounting principles generally accepted in the United States of America.

In accordance with *Government Auditing Standards*, we have also issued our report dated September 10, 2012, on our consideration of the School's internal control over financial reporting and on our tests of its compliance with certain provisions of laws, regulations, contracts, and grant agreements and other matters. The purpose of that report is to describe the scope of our testing of internal control over financial reporting and compliance and the results of that testing, and not to provide an opinion on internal control over financial reporting or on compliance. That report is an integral part of an audit performed in accordance with *Government Auditing Standards* and should be considered in assessing the results of our audit.

Accounting principles generally accepted in the United States of America require that the management's discussion and analysis and budgetary comparison information on pages 3 through 7 and 27 through 29, respectively, be presented to supplement the basic financial statements. Such information, although not a part of the basic financial statements, is required by the Governmental Accounting Standards Board, who considers it to be an essential part of financial reporting for placing the basic financial statements in an appropriate operational, economic, or historical context. We have applied certain limited procedures to the required supplementary information in accordance with auditing standards generally accepted in the United States of America, which consisted of inquiries of management about the methods of preparing the information and comparing the information for consistency with management's responses to our inquiries, the basic financial statements, and other knowledge we obtained during our audit of the basic financial statements. We do not express an opinion or provide any assurance on the information because the limited procedures do not provide us with sufficient evidence to express an opinion or provide any assurance.

September 10, 2012  
Melbourne, Florida

*Berman Hopkins Wright & LaHam*  
*CPAs and Associates, LLP*

## Management's Discussion and Analysis

As management of Four Corners Charter School (the "School"), a division of Four Corners Charter School, Inc. (the "Charterholder"), which is a component unit of the School Board of Osceola County, Florida, we offer readers of the School's financial statements this narrative overview and analysis of the financial activities of the School for the fiscal year ended June 30, 2012 to (a) assist the reader in focusing on significant financial issues, (b) provide an overview and analysis of the School's financial activities, (c) identify changes in the School's financial position, (d) identify material deviations from the approved budget, and (e) highlight significant issues in individual funds.

Since the information contained in the Management's Discussion and Analysis (MD&A) is intended to highlight significant transactions, events, and conditions, it should be considered in conjunction with the financial statements starting on page 8.

### Financial Highlights

- The assets of the School exceeded its liabilities at the close of the most recent fiscal year by \$1,371,165 (net assets).
- The School's total net assets decreased by \$296,419.
- As of the close of the current fiscal year, the School's governmental funds reported combined ending fund balances of \$1,140,099, a decrease of \$381,514 in comparison with the prior year.
- At the end of the current fiscal year, unassigned fund balance for the general fund was \$818,578.

### Overview of the Financial Statements

This discussion and analysis is intended to serve as an introduction to the School's basic financial statements. The School's basic financial statements have three components: 1) government-wide financial statements, 2) fund financial statements, and 3) notes to the financial statements. This report also contains other supplementary information in addition to the basic financial statements themselves.

**Government-wide financial statements** The government-wide financial statements are designed to provide readers with a broad overview of the School's finances, in a manner similar to a private-sector business.

The statement of net assets presents information on all of the School's assets and liabilities. The difference between the two is reported as *net assets*. Over time, increases or decreases in net assets may serve as a useful indicator of whether the financial position of the School is improving or deteriorating.

The statement of activities presents information showing how the School's net assets changed during the most recent fiscal year. All changes in net assets are reported as soon as the underlying event giving rise to the change occurs, regardless of the timing of related cash flows. Thus, revenues and expenses are reported in this statement for some items that will only result in cash flows in future fiscal periods (e.g., uncollected funding and earned but unused vacation leave).

Both of the government-wide financial statements distinguish functions of the School that are principally supported by district, state, and federal funding (governmental activities). Basic instruction, exceptional instruction, and school administration are examples of the School's governmental activities.

The government-wide financial statements include only the School itself. The School is a division of the Charterholder which is a component unit of the School Board of Osceola County, Florida. The School Board of Osceola County, Florida includes the operations of the Charterholder in their operational results.

The government-wide financial statements can be found on pages 8 and 9 of this report.

**Fund financial statements.** A fund is a collection of related accounts grouped together to maintain control over resources that have been segregated for specific activities, projects, or objectives. The School, like other state and local governments, uses fund accounting to ensure and demonstrate compliance with finance-related legal requirements. All of the operations of the School are presented in governmental funds only.

**Governmental funds.** Governmental funds are used to account for essentially the same functions reported as governmental activities in the government-wide financial statements. However, unlike the government-wide financial statements, governmental fund financial statements focus on *near-term* inflows and outflows of spendable resources, as well as on balances of spendable resources available at the end of the fiscal year. Such information may be useful in evaluating a government's near-term financing requirements.

Because the focus of governmental funds is narrower than that of the government-wide financial statements, it is useful to compare the information presented for governmental funds with similar information presented for in the government-wide financial statements. By doing so, readers may better understand the long-term impact of the government's near-term financing decisions. Both the governmental fund balance sheet and the statement of revenues, expenditures, and changes in fund balances provide a reconciliation to facilitate this comparison between governmental funds and governmental activities.

The School maintains two individual governmental funds. Information is presented separately in the governmental fund balance sheet statement of revenues, expenditures, and changes in fund balances for the general fund and capital outlay fund, both of which are considered to be major funds.

The basic governmental fund financial statements can be found on pages 10 through 13 of this report.

The School adopts an annual appropriated budget for its entire operations. Budgetary comparison schedules and the notes to these statements have been provided to demonstrate compliance with the budget and can be found on pages 27 through 29 of this report.

**Notes to the financial statements.** The notes provide additional information that is essential to a full understanding of the data provided in the government-wide and fund financial statements. The notes to the financial statements can be found starting on page 15 of this report.

## Government-Wide Financial Analysis

As noted previously, net assets may serve over time as a useful indicator of a School's financial position. In the case of the School, for the years ended June 30, 2012 and 2011, assets exceeded liabilities by \$1,371,165 and \$1,667,584 (net assets), respectively.

The largest portion of the School's net assets is the unrestricted portion of revenues. This amount consists primarily of the cash and amounts due from the Charterholder. Another portion of the School's net assets reflects its investment in capital assets (e.g., furniture, fixtures and equipment, improvements other than buildings, information technology equipment, computer software, and audio visual equipment). The School uses these capital assets to provide services to students; consequently, these assets are not available for future spending. An additional portion of the School's net assets represents resources that are subject to external restrictions on how they may be used.

A condensed statement of net assets and the statement of activities are provided below.

### Four Corners Charter School Statement of Net Assets

	Governmental Activities		
	2012	2011	Variance
<b>ASSETS</b>			
Current and other assets	\$ 1,512,653	\$ 1,966,534	\$ (453,881)
Capital assets, net of accumulated depreciation	231,066	145,971	85,095
Total assets	1,743,719	2,112,505	(368,786)
<b>LIABILITIES</b>			
Current and other liabilities	372,554	444,921	(72,367)
Total liabilities	372,554	444,921	(72,367)
<b>NET ASSETS</b>			
Investment in capital assets	231,066	145,971	85,095
Unrestricted	1,140,099	1,521,613	(381,514)
Total net assets	\$ 1,371,165	\$ 1,667,584	\$ (296,419)

Total assets decreased as a result of a decrease in cash of approximately \$192,000 as well as a decrease in amounts due from the Charterholder of approximately \$288,000, all as a result of a decrease in funding from the state of Florida. The decrease in total assets described above was offset by an increase in capital assets, net of accumulated depreciation, as a result of additions of approximately \$210,000 that were offset by depreciation expense of approximately \$125,000. Total liabilities decreased due to a lower amount being due to the management company at year end as a result of timing of payments for invoices.

**Four Corners Charter School  
Statement of Activities**

	<b>Governmental Activities</b>		
	<b>2012</b>	<b>2011</b>	<b>Variance</b>
<b>Revenues:</b>			
Program revenues:			
Charges for services	\$ 83,443	\$ 86,075	\$ (2,632)
Operating grants and contributions	463,187	522,131	(58,944)
General revenues:			
State passed through local school district	5,904,546	6,723,169	(818,623)
Other revenues	158,061	39,365	118,696
<b>Total revenues</b>	<b>6,609,237</b>	<b>7,370,740</b>	<b>(761,503)</b>
<b>Expenses:</b>			
Basic instruction	3,123,460	2,975,345	148,115
Exceptional instruction	146,097	138,337	7,760
Guidance services	38,926	46,381	(7,455)
Health services	18,765	17,033	1,732
Other pupil services	1,488	48,966	(47,478)
Curriculum development	4,280	2,932	1,348
Staff development	3,938	3,467	471
Board of directors	37,291	12,786	24,505
General administration	117,829	76,547	41,282
School administration	357,902	333,745	24,157
Fiscal services	700,411	794,113	(93,702)
Central services	737	1,968	(1,231)
Information services	-	876	(876)
Staff services	-	499	(499)
Transportation	205,669	177,679	27,990
Operation of plant	1,773,892	1,805,886	(31,994)
Maintenance of plant	330,672	333,205	(2,533)
Community services	44,299	49,048	(4,749)
<b>Total expenses</b>	<b>6,905,656</b>	<b>6,818,813</b>	<b>86,843</b>
Change in net assets	(296,419)	551,927	(848,346)
Net assets - beginning	1,667,584	1,115,657	551,927
<b>Net assets - ending</b>	<b>\$ 1,371,165</b>	<b>\$ 1,667,584</b>	<b>\$ (296,419)</b>

Operating grants and contributions decreased because of less state funding for capital outlay funds. The decrease in state passed through local school district resulted from a decrease in funding per student. Expenses related to basic instruction increased because of bonuses and stipends that were provided for teacher salaries at year end. Fiscal services decreased due to a reduction in management fees that are based on the revenues which decreased.

## Financial Analysis of the Government's Funds

As noted previously, the School uses fund accounting to ensure and demonstrate compliance with finance-related legal requirements.

**Governmental funds.** The focus of the School's *governmental funds* is to provide information on near-term inflows, outflows, and balances of *spendable* resources. Such information is useful in assessing the School's financing requirements. In particular, *unassigned fund balance* may serve as a useful measure of a School's net resources available for spending at the end of the fiscal year.

As of the current fiscal year, the School's governmental funds reported combined ending fund balance of \$1,140,099.

The general fund is the main operating fund of the School. At the end of the current fiscal year, the unassigned balance of the general fund was \$818,578.

The combined ending fund balance of the School's general fund decreased by \$381,514 during the current fiscal year.

## General Fund Budgetary Highlights

Actual general fund revenue was favorable compared to the budget for the year ending June 30, 2012 as the budget was based on conservative numbers for funding as well as a district fee refund of approximately \$90,000 being received that was not budgeted. Budgeted general fund expenditures exceeded actual expenditures by \$78,836. The variances in expenditures for regular instruction and exceptional instruction of approximately \$147,000 were offset by each other, because the budget groups these functions together. Plant operations and maintenance actual expenditures were less than budget due to maintenance expenses being less than anticipated.

The budgetary information can be found on pages 27 through 29 of this report.

## Capital Asset Administration

**Capital assets.** The School's investment in capital assets for its governmental activities as of June 30, 2012, amounts to \$231,066 (net of accumulated depreciation). This investment in capital assets includes furniture, fixtures and equipment, improvements other than buildings, information technology equipment, computer software, and audio visual equipment. Additional information on the School's capital assets can be found in Note C.

**Economic Factors.** A majority of the School's funding is determined by the number of enrolled students. The School is forecasting enrollment to remain at capacity at approximately 1,060 students for the 2012-13 school year.

## Request for Information

This financial report is designed to provide a general overview of Four Corners Charter School's finances for all those with an interest in the School's finances. Questions concerning any of the information provided in this report or requests for additional financial information should be addressed to Hillary Daigle, Controller, Charter Schools USA, 6245 North Federal Highway, 5<sup>th</sup> Floor, Fort Lauderdale, Florida 33308.

**Four Corners Charter School**  
**(A division of Four Corners Charter School, Inc.)**

**STATEMENT OF NET ASSETS**

June 30, 2012

	<u>Governmental Activities</u>
<b>ASSETS</b>	
<b>CURRENT ASSETS</b>	
Cash	\$ 1,160,828
Accounts receivable	15,966
Due from charterholder	287,754
Due from management company	17,825
Due from agency fund	16,845
Due from other schools	11,767
Deposits	888
Prepaid expenses	650
Other assets	130
Total current assets	<u>1,512,653</u>
<b>CAPITAL ASSETS</b>	
Capital assets, net of accumulated depreciation	
Furniture, fixtures and equipment	61,790
Improvements other than buildings	8,281
Information technology equipment	160,995
Total capital assets	<u>231,066</u>
Total assets	<u>1,743,719</u>
<b>LIABILITIES AND NET ASSETS</b>	
<b>LIABILITIES</b>	
Accounts payable	35,259
Accrued payroll and other expenses	337,295
Total liabilities	<u>372,554</u>
<b>NET ASSETS</b>	
Investment in capital assets	231,066
Unrestricted	1,140,099
Total net assets	<u>\$ 1,371,165</u>

The accompanying notes are an integral part of this financial statement.



**Four Corners Charter School**  
**(A division of Four Corners Charter School, Inc.)**

**STATEMENT OF ACTIVITIES**

**For the year ended June 30, 2012**

Functions/Programs	Expenses	Program Revenues			Net (Expense) Revenue and Changes in Net Assets
		Charges for Services	Operating Grants and Contributions	Capital Grants and Contributions	
Governmental activities:					
Basic instruction	\$3,123,460	\$ -	\$ 85,162	\$ -	\$ (3,038,298)
Exceptional instruction	146,097	-	-	-	(146,097)
Guidance services	38,926	-	-	-	(38,926)
Health services	18,765	-	-	-	(18,765)
Other pupil services	1,488	-	-	-	(1,488)
Curriculum development	4,280	-	-	-	(4,280)
Staff development	3,938	-	-	-	(3,938)
Board of directors	37,291	-	-	-	(37,291)
General administration	117,829	-	-	-	(117,829)
School administration	357,902	-	-	-	(357,902)
Fiscal services	700,411	-	-	-	(700,411)
Central services	737	-	-	-	(737)
Transportation	205,669	-	-	-	(205,669)
Operation of plant	1,773,892	-	378,025	-	(1,395,867)
Maintenance of plant	330,672	-	-	-	(330,672)
Community services	44,299	83,443	-	-	39,144
<b>Total governmental activities</b>	<b>\$6,905,656</b>	<b>\$ 83,443</b>	<b>\$ 463,187</b>	<b>\$ -</b>	<b>(6,359,026)</b>
General revenues:					
State passed through local school district					5,904,546
Other revenues					158,061
Total general revenues					6,062,607
Change in net assets					(296,419)
Net assets at July 1, 2011					1,667,584
Net assets at June 30, 2012					\$ 1,371,165

The accompanying notes are an integral part of this financial statement.

**Four Corners Charter School  
(A division of Four Corners Charter School, Inc.)**

**BALANCE SHEET - GOVERNMENTAL FUNDS**

June 30, 2012

	General Fund	Capital Outlay Fund	Total Governmental Funds
<b>ASSETS</b>			
Cash	\$ 1,160,828	\$ -	\$ 1,160,828
Accounts receivable	15,966	-	15,966
Due from charterholder	287,754	-	287,754
Due from management company	17,825	-	17,825
Due from agency fund	16,845	-	16,845
Due from other schools	11,767	-	11,767
Deposits	888	-	888
Prepaid expenses	650	-	650
Other assets	130	-	130
Total assets	\$ 1,512,653	\$ -	\$ 1,512,653
<b>LIABILITIES AND FUND BALANCES</b>			
<b>LIABILITIES</b>			
Accounts payable	\$ 35,259	\$ -	\$ 35,259
Accrued payroll and other expenses	337,295	-	337,295
Total liabilities	372,554	-	372,554
<b>FUND BALANCES</b>			
<b>Nonspendable</b>			
Deposits	888	-	888
Prepaid expenses	650	-	650
Assigned	319,983	-	319,983
Unassigned	818,578	-	818,578
Total fund balances	1,140,099	-	1,140,099
Total liabilities and fund balances	\$ 1,512,653	\$ -	\$ 1,512,653

The accompanying notes are an integral part of this financial statement.

**Four Corners Charter School  
(A division of Four Corners Charter School, Inc.)**

**RECONCILIATION OF THE BALANCE SHEET - GOVERNMENTAL FUNDS  
TO THE STATEMENT OF NET ASSETS**

June 30, 2012

Fund balances - total governmental funds \$ 1,140,099

The net assets reported for governmental activities in the statement of net assets is different because:

Capital assets used in governmental activities are not financial resources and therefore are not reported in the governmental funds. Those assets consist of:

Furniture, fixtures and equipment, net	\$ 61,790	
Improvements other than buildings, net	8,281	
Information technology equipment, net	<u>160,995</u>	
Total capital assets		<u>231,066</u>
Total net assets of governmental activities		<u>\$ 1,371,165</u>

The accompanying notes are an integral part of this financial statement.

**Four Corners Charter School**  
(A division of Four Corners Charter School, Inc.)

**STATEMENT OF REVENUES, EXPENDITURES AND CHANGES IN FUND BALANCES -  
GOVERNMENTAL FUNDS**

For the year ended June 30, 2012

	General Fund	Capital Outlay Fund	Total Governmental Funds
<b>Revenues</b>			
State passed through local school district	\$ 5,989,708	\$ 378,025	\$ 6,367,733
Other revenues	241,504	-	241,504
Total revenues	6,231,212	378,025	6,609,237
<b>Expenditures</b>			
<b>Current:</b>			
Basic instruction	3,000,482	-	3,000,482
Exceptional instruction	146,097	-	146,097
Guidance services	38,926	-	38,926
Health services	18,765	-	18,765
Other pupil services	1,488	-	1,488
Curriculum development	4,280	-	4,280
Staff development	3,938	-	3,938
Board of directors	37,291	-	37,291
General administration	117,829	-	117,829
School administration	357,902	-	357,902
Fiscal services	700,411	-	700,411
Central services	737	-	737
Transportation	205,669	-	205,669
Operation of plant	1,393,772	378,025	1,771,797
Maintenance of plant	330,672	-	330,672
Community services	44,299	-	44,299
Fixed capital outlay	210,168	-	210,168
Total expenditures	6,612,726	378,025	6,990,751
Excess of revenues over expenditures	(381,514)	-	(381,514)
Fund balances at July 1, 2011	1,521,613	-	1,521,613
Fund balances at June 30, 2012	\$ 1,140,099	\$ -	\$ 1,140,099

The accompanying notes are an integral part of this financial statement.

**Four Corners Charter School**  
**(A division of Four Corners Charter School, Inc.)**

**RECONCILIATION OF THE STATEMENT OF REVENUES, EXPENDITURES  
AND CHANGES IN FUND BALANCES - GOVERNMENTAL FUNDS TO THE  
STATEMENT OF ACTIVITIES**

**For the year ended June 30, 2012**

Net change in fund balances - total government funds \$ (381,514)

The change in net assets reported for governmental activities  
in the statement of activities is different because:

Governmental funds report fixed capital outlays as expenditures.  
However, in the statement of activities, the cost of those assets  
is allocated over their estimated useful lives and reported as  
depreciation expense.

Total fixed capital outlay	\$ 210,168	
Less: depreciation	<u>(125,073)</u>	
		<u>85,095</u>
Change in net assets of governmental activities		<u><u>\$ (296,419)</u></u>

The accompanying notes are an integral part of this financial statement.

**Four Corners Charter School**  
**(A division of Four Corners Charter School, Inc.)**

**STATEMENT OF FIDUCIARY ASSETS AND LIABILITIES - AGENCY FUND**

**June 30, 2012**

	<u>Internal Fund</u>
<b>ASSETS</b>	
Cash	\$ 86,250
Total assets	<u>\$ 86,250</u>
<b>LIABILITIES</b>	
Internal accounts payable	\$ 69,405
Due to general fund	<u>16,845</u>
Total liabilities	<u>\$ 86,250</u>

The accompanying notes are an integral part of this financial statement.

**Four Corners Charter School**  
**(A division of Four Corners Charter School, Inc.)**

**NOTES TO FINANCIAL STATEMENTS**

**June 30, 2012**

**NOTE A - SUMMARY OF SIGNIFICANT ACCOUNTING POLICIES**

**1. Reporting entity**

Four Corners Charter School, (the "School"), is a division of Four Corners Charter School, Inc., (the "Charterholder," which is a component unit of the School Board of Osceola County, Florida), a not-for-profit corporation organized pursuant to Chapter 617, Florida Statutes, the Florida Not-For-Profit Corporation Act, and Section 1002.33, Florida Statutes. The governing body of the School is the not-for-profit corporation's Board of Directors, which is comprised of five members. The financial information presented in these financial statements is only that of the School.

The general operating authority of the School is contained in Section 1002.33, Florida Statutes. The School operates under a charter of the sponsoring school district, the School Board of Osceola County, Florida (the "District"). The current charter is effective until June 30, 2013 and may be extended for an additional two years upon approval of the District. At the end of the term of the charter, the District may choose not to renew the charter under grounds specified in the charter. In that case, the District is required to notify the School in writing at least ninety days prior to the charter's expiration. During the term of the charter, any property purchased by the School with public funds and any unencumbered public funds revert back to the District. The School is considered to be part of the Charterholder, which is a component unit of the District.

The School's entire workforce is provided by the management company; therefore, all employee benefits are provided by the management company.

**2. Government-wide and fund financial statements**

The government-wide financial statements consist of a statement of net assets and a statement of activities. These statements report information on all of the nonfiduciary activities of the School. As part of the consolidation process, all interfund activities are eliminated from these statements. Both statements report only the governmental activities as the School does not engage in any business type activities.

Net assets, the difference between assets and liabilities, as presented in the statement of net assets, are subdivided into three categories: amounts invested in capital assets, restricted net assets, and unrestricted net assets. Net assets invested in capital assets, net of related debt consists of capital assets, net of accumulated depreciation, reduced by the outstanding balances of any borrowing used for the acquisition, construction or improvement of those assets. Net assets are reported as restricted when constraints are imposed on the use of the amounts either externally by creditors, grantors, contributors, or laws or regulations of other governments, or enabling legislation.

The statement of activities presents a comparison between the direct and indirect expenses of a given function and its program revenues, and displays the extent to which each function contributes to the change in net assets for the fiscal year. Direct expenses are those that are clearly identifiable to a specific function.

**Four Corners Charter School**  
**(A division of Four Corners Charter School, Inc.)**

**NOTES TO FINANCIAL STATEMENTS**

**June 30, 2012**

**NOTE A - SUMMARY OF SIGNIFICANT ACCOUNTING POLICIES (continued)**

**2. Government-wide and fund financial statements (continued)**

Indirect expenses are costs the School has allocated to various functions. Program revenues consist of charges for services, operating grants and contributions, and capital grants and contributions

Charges for services refer to amounts received from those who purchase, use, or directly benefit from goods, services, or privileges provided by a given function or segment. Grants and contributions consist of revenues that are restricted to meeting the operational or capital requirements of a particular function. Revenues not classified as program revenues are reported as general revenues.

Separate fund financial statements report detailed information about the School's governmental funds. The focus of the governmental fund financial statements is on major funds. Therefore, major funds are reported in separate columns on the fund financial statements. The School reports the general fund and capital outlay fund as its major funds. A reconciliation is provided that converts the results of governmental fund accounting to the government-wide presentation.

**3. Measurement focus, basis of accounting, and financial statement presentation**

The government-wide financial statements are reported using the economic resources measurement focus and the accrual basis of accounting. Revenues are recognized in the period earned and expenses are recognized when a liability is incurred.

All governmental fund financial statements are reported using a current financial resources measurement focus on a modified accrual basis of accounting. Under the modified accrual basis of accounting, revenues, except for certain grant revenues, are recognized in the accounting period in which they become both measurable and available to finance expenditures of the current period. Available means collectible within the current period or soon enough thereafter to be used to pay liabilities of the current period. For this purpose, the School considers revenues to be available if they are collected within sixty days of the end of the current fiscal period. When grant terms provide that the expenditure of resources is the prime factor for determining eligibility for federal, state, and other grant resources, revenue is recognized at the time the expenditure is made.

Under the modified accrual basis of accounting, expenditures are generally recorded when the related fund liability is incurred. However, principal and interest on general long-term debt are recorded as expenditures only when payment is due.

The School's financial statements have been prepared in accordance with accounting principles generally accepted in the United States of America as prescribed by the Governmental Accounting Standards Board. Accordingly, the financial statements are organized on the basis of funds. A fund is an accounting entity having a self-balancing set of accounts for recording assets, liabilities, fund equity, revenues, expenditures, and other financing sources and uses.



**Four Corners Charter School**  
**(A division of Four Corners Charter School, Inc.)**

**NOTES TO FINANCIAL STATEMENTS**

June 30, 2012

**NOTE A - SUMMARY OF SIGNIFICANT ACCOUNTING POLICIES (continued)**

3. Measurement focus, basis of accounting, and financial statement presentation (continued)

Resources are allocated to and accounted for in individual funds based on the purpose for which they are to be spent and the means by which spending activities are controlled. The School reports the following major governmental funds:

General Fund - is the general operating fund of the School and is used to account for all financial resources not required to be accounted for in another fund.

Capital Outlay Fund - in accordance with guidelines established by the School Board of Osceola County, Florida, this fund accounts for all resources for the leasing or acquisition of capital facilities by the School to the extent funded by capital outlay funds.

Additionally, the School reports the following fiduciary fund type:

Agency Fund - the Internal Activity Fund, which accounts for the student activities, fundraisers, and other monies collected and maintained on behalf of the students at the School. Fiduciary funds are not included in the government-wide financial statements.

Agency (fiduciary) funds are purely custodial in nature (assets equal liabilities) and as such do not have a measurement focus. Agency funds use the accrual basis of accounting to recognize receivables and payables.

4. Cash

Cash consists of cash on hand at the School and a checking account held at a financial institution. The School does not have any cash equivalents.

5. Receivables

The School's receivables consist primarily of other third party amounts and amounts due from the Charterholder. The School's management determined that 100% of receivables are fully collectible. Therefore, no allowance for doubtful accounts has been provided.

6. Prepaid expenses

Payments made to vendors for services that will benefit periods beyond June 30, 2012 are recorded as prepaid expenses in both the government-wide and fund financial statements.

**Four Corners Charter School  
(A division of Four Corners Charter School, Inc.)**

**NOTES TO FINANCIAL STATEMENTS**

June 30, 2012

**NOTE A - SUMMARY OF SIGNIFICANT ACCOUNTING POLICIES (continued)**

**7. Capital assets**

Capital assets are reported in the applicable governmental columns on the government-wide financial statements. Capital assets are defined by the School as assets with an individual cost of more than \$750 or a total invoice cost of greater than \$5,000 and an estimated useful life of greater than one year. Such assets are recorded at historical cost. Donated capital assets are recorded at their estimated fair market values at the date of donation.

The cost of normal maintenance and repairs that do not add to the value of the asset or materially extend the asset's life are not capitalized.

Capital assets of the School are depreciated using the straight-line method over the following estimated useful lives:

<u>Asset Class</u>	<u>Estimated Useful Lives</u>
Furniture, fixtures and equipment	5 - 7
Improvements other than buildings	7 - 10
Information technology equipment	3
Computer software	3
Audio visual equipment	5 - 7

**8. Revenue sources**

Revenues for current operations are received primarily from the State of Florida passed through the District to the Charterholder and then to the School pursuant to the funding provisions included in the School's charter. In accordance with the funding provisions of the charter and Section 1002.33(17), Florida Statutes, the School reports the number of full-time equivalent (FTE) students and related data to the District. Under the provisions of Section 1011.62, Florida Statutes, the District reports the number of FTE students and related data to the Florida Department of Education (FDOE) for funding through the Florida Education Finance Program. Funding for the School is adjusted during the year to reflect revised calculations by the FDOE under the Florida Education Finance Program and actual weighted FTE students reported by the School during designated FTE student survey periods.

The School receives federal awards for the enhancement of various educational programs. This assistance is generally based on applications submitted to and approved by various granting agencies. These federal awards may have requirements whereby the issuance of grant funds is withheld until qualifying eligible expenditures are incurred. Revenues for these awards are recognized only to the extent that eligible expenditures have been incurred.

Additionally, other revenues may be derived from various fundraising activities and certain other programs.

Four Corners Charter School  
(A division of Four Corners Charter School, Inc.)

NOTES TO FINANCIAL STATEMENTS

June 30, 2012

NOTE A - SUMMARY OF SIGNIFICANT ACCOUNTING POLICIES (continued)

9. Income taxes

The School is a charter school under Four Corners Charter School, Inc., which qualifies as a tax-exempt organization, and is, therefore, except from income tax. Accordingly, no tax provision has been made in the accompanying financial statements. The School is generally no longer subject to examination by the Internal Revenue Service for years ending before June 30, 2009.

10. Use of estimates

The process of preparing financial statements in conformity with accounting principles generally accepted in the United States of America requires the use of estimates and assumptions regarding certain types of assets, liabilities, revenues and expenses. Such estimates primarily relate to unsettled transactions and events as of the date of the financial statements. Accordingly, upon settlement, actual results may differ from estimated amounts.

11. Excess of expenditures over appropriations

Florida Education Finance Program (FEFP) and other federal and state funds are forwarded to the management company for use in school operations. The Charterholder does not reimburse the management company for expenditures incurred in excess of revenue received, unless a budgeted deficit is approved by the Board. Any amounts in excess of the approved budget are considered to be contributed by the management company. As of June 30, 2012, no contributions were recognized by the School from the management company.

12. Fund balance classification

The School follows Government Auditing Standard ("GASB") No. 54 - *Fund Balance Reporting and Governmental Fund Type Definitions*. This Statement provides more clearly defined fund balance classifications and also sets a hierarchy which details how the School may spend funds based on certain constraints. The following are the fund balance classifications used in the governmental fund financial statements:

Nonspendable: This classification includes amounts that cannot be spent because they are either not in spendable form or are legally or contractually required to be maintained intact. The School classifies inventories, prepaid items, long-term notes receivable and deposits as nonspendable since they are not expected to be converted to cash or are not expected to be converted to cash within the next year.

**Four Corners Charter School  
(A division of Four Corners Charter School, Inc.)**

**NOTES TO FINANCIAL STATEMENTS**

**June 30, 2012**

**NOTE A - SUMMARY OF SIGNIFICANT ACCOUNTING POLICIES (continued)**

**12. Fund balance classification (continued)**

Restricted: This classification includes amounts that are restricted for specific purposes by external parties such as grantors and creditors or are imposed by law through constitutional provisions or enabling legislation.

Committed: This classification includes amounts that can be used for specific purposes voted on through formal action of the Board of Directors (the highest level of decision making authority). The committed amount cannot be used for any other purpose unless the Board of Directors removes or changes the commitment through formal action.

Assigned: This classification includes amounts that the Board of Directors intends to use for a specific purpose but they are neither restricted nor committed. The School classifies existing fund balance to be used in the subsequent year's budget for elimination of a deficit as assigned. The assigned amount for the year ended June 30, 2012 totaled \$319,983.

Unassigned: This classification includes amounts that have not been restricted, committed or assigned for a specific purpose within the general fund.

When the School incurs expenditures for which restricted or unrestricted fund balance is available, the School would consider restricted funds to be spent first. When the School has expenditures for which committed, assigned or unassigned fund balance is available, the School would consider committed funds to be spent first, then assigned funds and lastly unassigned funds.

**NOTE B - CASH**

*Custodial Credit Risk* - Custodial credit risk is the risk that in the event of bank failure, the School's deposits may not be returned to it. The School does not have a formal policy regarding custodial credit risk. All funds in a "non-interest bearing transaction account" are insured in full by the Federal Deposit Insurance Corporation ("FDIC") through December 31, 2012. This temporary unlimited coverage is in addition to, and separate from the coverage of at least \$250,000 available to depositors under the FDIC's general deposit insurance rules. At June 30, 2012, all of the Schools accounts were in non-interest bearing transaction accounts and are fully insured.

**Four Corners Charter School  
(A division of Four Corners Charter School, Inc.)**

**NOTES TO FINANCIAL STATEMENTS**

June 30, 2012

**NOTE C - CAPITAL ASSETS**

Changes in capital asset activity were as follows:

	Balance at July 1, 2011	Additions	Deletions	Balance at June 30, 2012
Capital assets depreciated:				
Furniture, fixtures and equipment	\$ 1,000,273	\$ 30,579	\$ -	\$ 1,030,852
Improvements other than buildings	34,167	-	-	34,167
Information technology equipment	295,160	179,589	-	474,749
Computer software	77,232	-	-	77,232
Audio visual equipment	1,555	-	-	1,555
Total assets depreciated	<u>1,408,387</u>	<u>\$ 210,168</u>	<u>\$ -</u>	<u>1,618,555</u>
Less accumulated depreciation:				
Furniture, fixtures and equipment	936,084	\$ 32,978	\$ -	969,062
Improvements other than buildings	23,791	2,095	-	25,886
Information technology equipment	223,754	90,000	-	313,754
Computer software	77,232	-	-	77,232
Audio visual equipment	1,555	-	-	1,555
Total accumulated depreciation	<u>1,262,416</u>	<u>\$ 125,073</u>	<u>\$ -</u>	<u>1,387,489</u>
Total capital assets, net- governmental activities	<u>\$ 145,971</u>			<u>\$ 231,066</u>

Depreciation expense was charged to functions of the School as follows:

Basic instruction	\$ 122,978
Operation of plant	<u>2,095</u>
	<u>\$ 125,073</u>

**Four Corners Charter School**  
**(A division of Four Corners Charter School, Inc.)**

**NOTES TO FINANCIAL STATEMENTS**

June 30, 2012

**NOTE D - CONCENTRATIONS**

Revenue sources

As stated in Note A-8, the School receives revenues for current operations primarily from the State of Florida through the District. The following is a schedule of revenue sources and amounts:

Sources	Amounts
The School District of Osceola County:	
Base funding	\$ 3,865,998
Class size reduction	1,216,737
Discretionary local effort	244,619
Supplemental academic instruction	223,127
Discretionary millage compression allocation	150,794
Instructional materials	84,778
Exceptional student education guaranteed allocation	50,901
Performance pay plan	46,266
Safe schools	20,530
Discretionary lottery	3,380
FEFP in lieu of education jobs funds	3,190
Proration to funds available	<u>(18,880)</u>
Subtotal	5,891,440
Capital outlay funds	378,025
Merit award program	13,106
Florida teacher lead program	11,396
School recognition	<u>73,766</u>
Total from the School District of Osceola County	<u>6,367,733</u>
Community service fees	83,443
Other revenues	<u>158,061</u>
	<u><u>\$ 6,609,237</u></u>

**Four Corners Charter School**  
**(A division of Four Corners Charter School, Inc.)**

**NOTES TO FINANCIAL STATEMENTS**

**June 30, 2012**

**NOTE E - COMMITMENTS AND CONTINGENCIES**

1. Management service contract

On September 16, 2010, the School extended its management agreement, which originally commenced on July 1, 2006, with a management company. The extension is for a term of four years commencing with the 2011-2012 school year. The contract terminates the earlier of June 30, 2015 or the termination date of the charter if the District chooses to terminate or not to renew.

The management company will manage and operate the School during the term of the agreement. The management company is guaranteed a fee of \$370,000 plus a contingent incentive fee. The incentive fee is calculated as the difference between the guaranteed fee and 12% of FEFP operational revenues. Current year management fees charged to operations totaled \$698,122.

2. Facilities sub-lease

The real property, buildings, and other assets, which comprise the School's facilities, are owned by the District. Construction of the buildings was financed by the issuance of \$8,315,000 principal amount of Certificates of Participation, Series 2000A and \$6,385,000 principal amount of Certificates of Participation, Series 2000B (the "Certificates"), which are obligations of the District.

On April 19, 2005, the District issued \$12,095,000 principal amount of Certificates of Participation, Series 2005. The proceeds were used to refund a portion of the outstanding Series 2000 Certificates maturing on and after August 1, 2011 (the "Refunded Certificates") and, therefore, refinanced a portion of the cost of the acquisition, construction and equipping of the Series 2000 Facilities and reduced the corresponding basic lease payments due under the lease.

The School is entitled to use the facilities under a sub-lease agreement with the District that requires annual payments in amounts equal to the annual debt service payments on the Certificates. Such annual payments range from \$648,896 to \$1,118,156 for the School. At the end of the term of the charter including renewals, if any, possession of the School facilities will revert to the District which will be liable for all future payments.

Current year facilities expense charged to operations totaled \$1,127,831. This amount is included in the "Operation of plant" functional expense category on the accompanying statement of activities and statement of revenues, expenditures and changes in fund balances. A portion of the facility use fee in the amount of \$378,025 was reimbursed through capital outlay funds.

**Four Corners Charter School**  
**(A division of Four Corners Charter School, Inc.)**

**NOTES TO FINANCIAL STATEMENTS**

June 30, 2012

**NOTE E - COMMITMENTS AND CONTINGENCIES (continued)**

2. Facilities sub-lease (continued)

Aggregate remaining rental commitments at June 30, 2012 under this sub-lease agreement are summarized as follows:

2013	\$	1,111,269
2014		1,115,956
2015		1,112,756
2016		1,113,556
2017		1,118,156
2018-2022		5,559,945
2023-2024		2,226,750
		2,226,750
	\$	13,358,388

**NOTE F - OPERATING LEASES**

In September 2009, the School entered into an operating agreement for six copiers. The term of the lease is for 60 months and extends until 2014. The current annual lease payments total \$17,407.

2013	\$	16,556
2014		4,139
		4,139
	\$	20,695

**NOTE G - RELATED PARTIES**

Due from / (due to) management company

The School has entered into an agreement with a management company for professional services. Under terms of the agreement, the management company will manage and operate the School (See Note E-1). The management company charges the School for certain expenses paid on behalf of the School and for any operating advances. In addition, the School is required to pay a guaranteed fee and a contingent incentive fee when certain criteria are met. As of June 30, 2012, the School's balance sheet reflects a receivable due from the management company in the amount of \$17,825. The due from management company activity consists of the following for the year ended June 30, 2012:



**Four Corners Charter School**  
**(A division of Four Corners Charter School, Inc.)**

**NOTES TO FINANCIAL STATEMENTS**

June 30, 2012

**NOTE G - RELATED PARTIES (continued)**

Due from / (due to) management company (continued)

	<u>Operating Expenses</u>	<u>Working Capital</u>	<u>Total Due from / (Due to)</u>
Balance at July 1, 2011	\$ (92,009)	\$ -	\$ (92,009)
Invoiced	(874,491)	-	(874,491)
Payments	<u>984,325</u>	<u>-</u>	<u>984,325</u>
Balance at June 30, 2012	<u>\$ 17,825</u>	<u>\$ -</u>	<u>\$ 17,825</u>

**NOTE H - RISK MANAGEMENT**

The School is exposed to various risks of loss related to torts; theft of, damage to, and destruction of assets; errors and omissions; and natural disasters for which the School carries commercial insurance. Under the plan for property insurance, the School's liability is \$25,000 per occurrence. There have been no significant reductions in insurance coverage during fiscal year 2012. Settled claims resulting from the risks described above have not exceeded the insurance coverage during the previous three years.

**NOTE I - SUBSEQUENT EVENT**

The School has evaluated subsequent events through September 10, 2012, the date which the financial statements were available for issuance, and has determined that no material events occurred that would require additional disclosure in the financial statements.

**REQUIRED SUPPLEMENTAL INFORMATION**

**Four Corners Charter School**  
**(A division of Four Corners Charter School, Inc.)**

**SCHEDULE OF REVENUES, EXPENDITURES AND CHANGES  
IN FUND BALANCES - BUDGET AND ACTUAL - GENERAL FUND**

**For the year ended June 30, 2012**

	<u>Budgeted Amounts</u>		<u>Actual</u>	<u>Variance with Final Budget</u>
	<u>Original</u>	<u>Final</u>		
<b>Revenues</b>				
State sources	\$ 6,105,190	\$ 5,894,185	\$ 5,989,708	\$ 95,523
Local sources	133,500	133,500	241,504	108,004
Total revenues	<u>6,238,690</u>	<u>6,027,685</u>	<u>6,231,212</u>	<u>203,527</u>
<b>Expenditures</b>				
Instruction				
Regular instruction	3,108,775	3,148,272	3,000,482	147,790
Exceptional instruction	-	-	146,097	(146,097)
Instructional support services				
Pupil personnel services	102,358	100,548	59,179	41,369
Instructional media services	2,075	2,075	-	2,075
Instructional staff training services	5,684	5,714	8,218	(2,504)
Administrative services	429,373	369,677	357,902	11,775
Transportation	74,000	178,000	205,669	(27,669)
Plant operations & maintenance	1,975,675	1,773,405	1,724,444	48,961
Operation of noninstructional services				
Board services	-	-	37,291	(37,291)
Fiscal services	777,052	728,202	700,411	27,791
Central services	2,586	2,586	737	1,849
Community services	59,972	61,593	44,299	17,294
Site, building & equipment	321,490	321,490	327,997	(6,507)
Total expenditures	<u>6,859,040</u>	<u>6,691,562</u>	<u>6,612,726</u>	<u>78,836</u>
Excess (deficiency) of revenues over (under) expenditures	(620,350)	(663,877)	(381,514)	282,363
Fund balance at July 1, 2011	<u>1,521,613</u>	<u>1,521,613</u>	<u>1,521,613</u>	<u>-</u>
Fund balance at June 30, 2012	<u>\$ 901,263</u>	<u>\$ 857,736</u>	<u>\$ 1,140,099</u>	<u>\$ 282,363</u>

See accompanying note to required supplemental information.

**Four Corners Charter School**  
**(A division of Four Corners Charter School, Inc.)**

**SCHEDULE OF REVENUES, EXPENDITURES AND CHANGES**  
**IN FUND BALANCES - BUDGET AND ACTUAL - CAPITAL OUTLAY FUND**

**For the year ended June 30, 2012**

	<u>Budgeted Amounts</u>			<u>Variance with Final Budget</u>
	<u>Original</u>	<u>Final</u>	<u>Actual</u>	
Revenues				
Charter capital funding	\$ 250,320	\$ 431,872	\$ 378,025	\$ (53,847)
Expenditures				
Operation of plant	250,320	431,872	378,025	53,847
Net change in fund balance	-	-	-	-
Fund balance at July 1, 2011	-	-	-	-
Fund balance at June 30, 2012	\$ -	\$ -	\$ -	\$ -

See accompanying note to required supplemental information.

**Four Corners Charter School**  
**(A division of Four Corners Charter School, Inc.)**

**NOTE TO REQUIRED SUPPLEMENTAL INFORMATION**

**June 30, 2012**

**NOTE A - BUDGETARY BASIS OF ACCOUNTING**

Annual budgets are adopted for the entire operations and may be amended by the Board of Directors (the "Board"). The budgets presented for fiscal year ended June 30, 2012, have been amended according to Board procedures. Budgets are adopted on the modified accrual basis of accounting. The legal level of budgetary control is the fund level.

Although budgets are adopted for the entire operation, budgetary comparisons have been presented for the general fund and each major fund for which a legally adopted budget exists.

BERMAN HOPKINS  
WRIGHT & LAHAM

CPAS AND ASSOCIATES, LLP

8035 Spyglass Hill Road  
Melbourne, FL 32940  
Phone: 321-757-2020  
Fax: 321-242-4844

[www.bermanhopkins.com](http://www.bermanhopkins.com)

255 S. Orange Ave. Suite 745  
Orlando, FL 32801  
Phone: 407-841-8841  
Fax: 407-841-8849

**REPORT ON INTERNAL CONTROL OVER FINANCIAL REPORTING AND  
ON COMPLIANCE AND OTHER MATTERS BASED ON AN AUDIT OF FINANCIAL  
STATEMENTS PERFORMED IN ACCORDANCE WITH  
GOVERNMENT AUDITING STANDARDS**

To the Board of Directors  
Four Corners Charter School, Inc.  
Davenport, Florida

We have audited the financial statements of governmental activities, and each major fund of Four Corners Charter School (the "School"), a division of Four Corners Charter School, Inc. (the "Charterholder"), which is a component unit of the School Board of Osceola County, Florida, as of and for the year ended June 30, 2012, which collectively comprise the School's basic financial statements, and have issued our report thereon dated September 10, 2012. We conducted our audit in accordance with auditing standards generally accepted in the United States of America and the standards applicable to financial audits contained in *Government Auditing Standards*, issued by the Comptroller General of the United States.

Internal Control Over Financial Reporting

Management of the School is responsible for establishing and maintaining effective internal control over financial reporting. In planning and performing our audit, we considered the School's internal control over financial reporting as a basis for designing our auditing procedures for the purpose of expressing our opinions on the financial statements, but not for the purpose of expressing an opinion on the effectiveness of the School's internal control over financial reporting. Accordingly, we do not express an opinion on the effectiveness of the School's internal control over financial reporting.

*A deficiency in internal control* exists when the design or operation of a control does not allow management or employees, in the normal course of performing their assigned functions, to prevent, or detect and correct misstatements on a timely basis. A *material weakness* is a deficiency, or a combination of deficiencies, in internal control such that there is a reasonable possibility that a material misstatement of the entity's financial statements will not be prevented, or detected and corrected on a timely basis.

Our consideration of internal control over financial reporting was for the limited purpose described in the first paragraph of this section and was not designed to identify all deficiencies in internal control over financial reporting that might be deficiencies, significant deficiencies, or material weaknesses. We did not identify any deficiencies in internal control over financial reporting that we consider to be material weaknesses, as defined above.

### Compliance and Other Matters

As part of obtaining reasonable assurance about whether the School's financial statements are free of material misstatement, we performed tests of its compliance with certain provisions of laws, regulations, contracts, and grant agreements, noncompliance with which could have a direct and material effect on the determination of financial statement amounts. However, providing an opinion on compliance with those provisions was not an objective of our audit, and accordingly, we do not express such an opinion. The results of our tests disclosed no instances of noncompliance or other matters that are required to be reported under *Government Auditing Standards*.

This report is intended solely for the information and use of the School's management, Board of Directors, others within the entity, the School Board of Osceola County, Florida, the State of Florida Office of the Auditor General and other regulatory agencies and is not intended to be and should not be used by anyone other than these specified parties.

September 10, 2012  
Melbourne, Florida

*Berman Hopkins Wright & LaHam*  
*CPAs and Associates, LLP*

# BERMAN HOPKINS WRIGHT & LAHAM

CPAS AND ASSOCIATES, LLP

8035 Spyglass Hill Road  
Melbourne, FL 32940  
Phone: 321-757-2020  
Fax: 321-242-4844

[www.bermanhopkins.com](http://www.bermanhopkins.com)

255 S. Orange Ave. Suite 745  
Orlando, FL 32801  
Phone: 407-841-8841  
Fax: 407-841-8849

## MANAGEMENT LETTER

To the Board of Directors  
Four Corners Charter School, Inc.  
Davenport, Florida

We have audited the financial statements of Four Corners Charter School (the "School"), a division of Four Corners Charter School, Inc. (the "Charterholder"), which is a component unit of the School Board of Osceola County, Florida, as of and for the fiscal year ended June 30, 2012, and have issued our report thereon dated September 10, 2012.

We conducted our audit in accordance with auditing standards generally accepted in the United States of America; the standards applicable to financial audits contained in *Government Auditing Standards*, issued by the Comptroller General of the United States. We have issued our Independent Auditors' Report on Internal Control over Financial Reporting and on Compliance and Other Matters. Disclosures in that report, which is dated September 10, 2012, should be considered in conjunction with this management letter.

Additionally, our audit was conducted in accordance with Chapter 10.850, Rules of the Auditor General, which governs the conduct of charter schools and similar entity audits performed in the State of Florida. This letter includes the following information, which is not included in the aforementioned auditors' report:

- Section 10.854(1)(e)1., Rules of the Auditor General, requires that we determine whether or not corrective actions have been taken to address findings and recommendations made in the preceding annual financial audit report. We have determined that corrective actions have been taken to address the finding in the attached Prior Year Findings, Recommendations and Other Matters.
- Section 10.854(1)(e)3., Rules of the Auditor General, requires that we address in the management letter any recommendations to improve financial management. In connection with our audit, we did not have any such findings.
- Section 10.854(1)(e)4., Rules of the Auditor General, requires that we address violations of provisions of contracts or grant agreements, or abuse, that have occurred, or are likely to have occurred, that have an effect on the financial statements that is less than material but more than inconsequential. In connection with our audit, we did not have any such findings.



- Section 10.854(1)(e)5., Rules of the Auditor General, provides that the auditor may, based on professional judgment, report the following matters that have an inconsequential effect on the financial statements, considering both quantitative and qualitative factors: (1) violations of provisions of contracts or grant agreements, fraud, illegal acts, or abuse, and (2) deficiencies in internal control that are not significant deficiencies. In connection with our audit, we did not have any such findings.
- Section 10.854(1)(e)6., Rules of the Auditor General, requires the name or official title of the school. The official title of the school is *Four Corners Charter School*, a division of Four Corners Charter School, Inc., which is a not-for-profit corporation organized pursuant to Chapter 617, Florida Statutes, the Florida Not-For-Profit Corporation Act, and Section 1002.33, Florida Statutes.
- Section 10.854(1)(e)2., Rules of the Auditor General, requires a statement be included as to whether or not the school has met one or more of the conditions described in Section 218.503(1), Florida Statutes, and identification of the specific condition(s) met. In connection with our audit, we determined that the School has not met any of the financial emergency conditions described in Section 218.503(1), Florida Statutes.
- Pursuant to Sections 10.854(1)(e)7.a. and 10.855(11), Rules of the Auditor General, we applied financial condition assessment procedures. It is management's responsibility to monitor the School's financial condition, and our financial condition assessment was based in part on representations made by management and the review of financial information provided by same.

Pursuant to Chapter 119, Florida Statutes, this management letter is a public record and its distribution is not limited. Auditing standards generally accepted in the United States of America require us to indicate that this letter is intended solely for the information and use of the School's management, Board of Directors, others within the entity, the School Board of Osceola County, the State of Florida Office of the Auditor General and other regulatory agencies and is not intended to be and should not be used by anyone other than these specified parties.

September 10, 2012  
Melbourne, Florida

*Berman Hopkins Wright & LaHam*  
*CPAs and Associates, LLP*

## Prior Year Findings, Recommendations and Other Matters

### 11-1 Budget amendments - Cleared

Criteria: Section 1002.33(9)i of the Florida Statutes requires that the governing body of the charter school adopt an annual budget. This budget should be amended if management believes expenditures will exceed actual appropriations.

Condition: During the current year, actual expenditures exceeded final budgeted appropriations of the general fund by \$127,879.

Effect: The School's actual expenditures exceeded budgeted appropriations.

Auditors' recommendation: It is our recommendation that the School amend their budget to ensure that all of the School's expenditures do not exceed the budget. These expenditures should include all estimated accruals, contributed services and assets.

Status as of June 30, 2012: Actual expenditures did not exceed budgeted appropriations. The above comment has been cleared.

**Current Year Findings, Recommendations and Other Matters**

There are no findings for the year ended June 30, 2012.

# BERMAN HOPKINS WRIGHT & LAHAM

CPAS AND ASSOCIATES, LLP

8035 Spyglass Hill Road  
Melbourne, FL 32940  
Phone: 321-757-2020  
Fax: 321-242-4844

[www.bermanhopkins.com](http://www.bermanhopkins.com)

255 S. Orange Ave. Suite 745  
Orlando, FL 32801  
Phone: 407-841-8841  
Fax: 407-841-8849

September 10, 2012

To the Board of Directors  
Four Corners Charter School

We have audited the financial statements of the governmental activities and each major fund of Four Corners Charter School (the "School") for the year ended June 30, 2012. Professional standards require that we provide you with information about our responsibilities under generally accepted auditing standards, as well as certain information related to the planned scope and timing of our audit. We have communicated such information in our letter to you dated March 30, 2012. Professional standards also require that we communicate to you the following information related to our audit.

## Significant Audit Findings

### *Qualitative Aspects of Accounting Practices*

Management is responsible for the selection and use of appropriate accounting policies. The significant accounting policies used by the School are described in Note A to the financial statements. No new accounting policies were adopted and the application of existing policies was not changed during the year ended June 30, 2012. We noted no transactions entered into by the governmental unit during the year for which there is a lack of authoritative guidance or consensus. All significant transactions have been recognized in the financial statements in the proper period.

Accounting estimates are an integral part of the financial statements prepared by management and are based on management's knowledge and experience about past and current events and assumptions about future events. Certain accounting estimates are particularly sensitive because of their significance to the financial statements and because of the possibility that future events affecting them may differ significantly from those expected. The most sensitive estimate affecting the School's financial statements was:

Useful Lives of Capital Assets - Management's estimate of the useful life of capital assets is based on the historical asset life of School capital assets and industry standards, in order to determine the value and period of time over which individual capital assets are to be depreciated.

We evaluated the key factors and assumptions used to develop these estimates in determining that they are reasonable in relation to the financial statements taken as a whole.

Certain financial statement disclosures are particularly sensitive because of their significance to financial statement users. The most sensitive disclosures affecting the financial statements was:

Note D - Concentrations of Revenue Sources - The School receives revenues for current operations primarily from the State of Florida through the School District of Osceola County.

### *Difficulties Encountered in Performing the Audit*

We encountered no significant difficulties in dealing with management in performing and completing our audit.

### *Corrected and Uncorrected Misstatements*

Professional standards require us to accumulate all known and likely misstatements identified during the audit, other than those that are clearly trivial, and communicate them to the appropriate level of management. The attached schedule summarizes uncorrected misstatements of the financial statements. Management has determined that their effects are immaterial, both individually and in the aggregate, to the financial statements taken as a whole. In addition, none of the misstatements detected as a result of audit procedures and corrected by management were material, either individually or in the aggregate, to each opinion unit's financial statements taken as a whole.

### *Disagreements with Management*

For purposes of this letter, a disagreement with management is a financial accounting, reporting, or auditing matter, whether or not resolved to our satisfaction, that could be significant to the financial statements or the auditor's report. We are pleased to report that no such disagreements arose during the course of our audit.

### *Management Representations*

We have requested certain representations from management that are included in the management representation letter dated September 10, 2012.

### *Management Consultations with Other Independent Accountants*

In some cases, management may decide to consult with other accountants about auditing and accounting matters, similar to obtaining a "second opinion" on certain situations. If a consultation involves application of an accounting principle to the governmental unit's financial statements or a determination of the type of auditor's opinion that may be expressed on those statements, our professional standards require the consulting accountant to check with us to determine that the consultant has all the relevant facts. To our knowledge, there were no such consultations with other accountants.

### *Other Audit Findings or Issues*

We generally discuss a variety of matters, including the application of accounting principles and auditing standards, with management each year prior to retention as the governmental unit's auditors. However, these discussions occurred in the normal course of our professional relationship and our responses were not a condition to our retention. The following items were discussed with management of the School:

- During our fieldwork, we noted that the principal has the ability to approve her own expense reimbursements; however, a second check signer is used for such disbursements. We discussed this with management and recommended that, as a mitigating control, the School develop a formal written policy for such disbursements to further enhance the controls relating to reimbursements for the principal.
- During our testing of the School's controls over cash disbursements, we noted one invoice that was paid online as an e-check that did not have supporting documentation of approval attached. We discussed this with management, and management is aware that support of approval must be documented for all disbursements.

This information is intended solely for the use of the Board of Directors and management of Four Corners Charter School and is not intended to be, and should not be, used by anyone other than these specified parties.

Respectfully,

*Berman Hopkins Wright & LaHam*  
*CPAs and Associates, LLP*

Four Corners Charter School

OPINION UNIT: Government Wide

Summary of Passed Adjustments

6/30/2012

ALL ENTRIES ROUNDED TO NEAREST THOUSAND

Description of Audit Difference	Financial Statements Effect - Amount of Over (Under) Statement of:					Change in Fund Balance
	Total Assets	Total Liabilities	Fund Balance	Revenue	Expenses	
District overcharge for maintenance 2012 invoices not included in AP at 6/30/12	(2,123)				2,123	(2,123)
Net Unadjusted Audit Differences - This Year	(2,123)	(4,727)	-	-	(4,727)	4,727
Effect of Unadjusted Audit Differences - Prior Year		(4,727)	-	-	(2,604)	2,604
Net Audit Differences					(2,604)	2,604



FOUR CORNERS  
CHARTER SCHOOL

September 10, 2012

Berman Hopkins Wright & LaHam, CPAs and Associates, LLP  
8035 Spyglass Hill Road  
Melbourne, Florida 32940

We are providing this letter in connection with your audits of the financial statements of Four Corners Charter School (the "School") as of June 30, 2012 and for the year then ended for the purpose of expressing opinions as to whether the financial statements present fairly, in all material respects, the respective financial position of the governmental activities and each major fund of the School and the respective changes in financial position in conformity with U.S. generally accepted accounting principles. We confirm that we are responsible for the fair presentation of the previously mentioned financial statements in conformity with U.S. generally accepted accounting principles. We are also responsible for adopting sound accounting policies, establishing and maintaining effective internal control over financial reporting, and preventing and detecting fraud.

We confirm, to the best of our knowledge and belief, as of September 10, 2012, the following representations made to you during your audits.

- 1) The financial statements referred to above are fairly presented in conformity with U.S. generally accepted accounting principles and include all properly classified funds and other financial information of the primary government and all component units required by generally accepted accounting principles to be included in the financial reporting entity.
- 2) We have made available to you all—
  - a) Financial records and related data.
  - b) Minutes of the meetings of Board of Directors or summaries of actions of recent meetings for which minutes have not yet been prepared.
- 3) There have been no communications from regulatory agencies concerning noncompliance with, or deficiencies in, financial reporting practices.
- 4) There are no material transactions that have not been properly recorded in the accounting records underlying the financial statements.
- 5) We believe the effects of the uncorrected financial statement misstatements summarized in the attached schedule are immaterial, both individually and in the aggregate, to the financial statements for each opinion unit.
- 6) We acknowledge our responsibility for the design and implementation of programs and controls to prevent and detect fraud.
- 7) We have no knowledge of any fraud or suspected fraud affecting the entity involving:
  - a) Management,
  - b) Employees who have significant roles in internal control, or
  - c) Others where the fraud could have a material effect on the financial statements.
- 8) We have no knowledge of any allegations of fraud or suspected fraud affecting the entity received in communications from employees, former employees, analysts, regulators, or others.
- 9) We have a process to track the status of audit findings and recommendations, if any.
- 10) We have identified to you any previous audits, attestation engagements, and other studies related to the audit objectives and whether related recommendations have been implemented.

- 11) We have provided our views on reported findings, conclusions, and recommendations, as well as our planned corrective actions, for the report, if any.
- 12) The School has no plans or intentions that may materially affect the carrying value or classification of assets, liabilities, or equity.
- 13) The following, if any, have been properly recorded or disclosed in the financial statements:
  - a) Related party transactions, including revenues, expenditures/expenses, loans, transfers, leasing arrangements, and guarantees, and amounts receivable from or payable to related parties.
  - b) Guarantees, whether written or oral, under which the School is contingently liable.
  - c) All accounting estimates that could be material to the financial statements, including the key factors and significant assumptions underlying those estimates and measurements. We believe the estimates and measurements are reasonable in the circumstances.
- 14) We are responsible for compliance with the laws, regulations, and provisions of contracts and grant agreements applicable to us, including tax or debt limits and debt contracts; and we have identified and disclosed to you all laws, regulations and provisions of contracts and grant agreements that we believe have a direct and material effect on the determination of financial statement amounts or other financial data significant to the audit objectives, including legal and contractual provisions for reporting specific activities in separate funds.
- 15) There are no—
  - a) Violations or possible violations of budget ordinances, laws and regulations (including those pertaining to adopting, approving, and amending budgets), provisions of contracts and grant agreements, tax or debt limits, and any related debt covenants whose effects should be considered for disclosure in the financial statements, or as a basis for recording a loss contingency, or for reporting on noncompliance.
  - b) Unasserted claims or assessments that our lawyer has advised us are probable of assertion and must be disclosed in accordance with generally accepted accounting principles.
  - c) Other liabilities or gain or loss contingencies that are required to be accrued or disclosed by generally accepted accounting principles.
- 16) As part of your audit, you assisted with preparation of the financial statements and related notes. We have designated an individual with suitable skill, knowledge, or experience to oversee your services and have made all management decisions and performed all management functions. We have reviewed, approved, and accepted responsibility for those financial statements and related notes.
- 17) The School has satisfactory title to all owned assets, and there are no liens or encumbrances on such assets nor has any asset been pledged as collateral.
- 18) The School has complied with all aspects of contractual agreements that would have a material effect on the financial statements in the event of noncompliance.
- 19) We have followed all applicable laws and regulations in adopting, approving, and amending budgets.
- 20) The financial statements include all component units as well as joint ventures with an equity interest, and properly disclose all other joint ventures and other related organizations.
- 21) The financial statements properly classify all funds and activities.
- 22) All funds that meet the quantitative criteria in GASB Statement Nos. 34 and 37 for presentation as major are identified and presented as such and all other funds that are presented as major are particularly important to financial statement users.
- 23) Components of net assets (invested in capital assets, net of related debt; restricted; and unrestricted) and equity amounts are properly classified and, if applicable, approved.
- 24) There are no investments, derivative instruments, and land and other real estate held by endowments that need to be properly valued.
- 25) Provisions for uncollectible receivables have been properly identified and recorded, if any.
- 26) Expenses have been appropriately classified in or allocated to functions and programs in the statement of activities, and allocations have been made on a reasonable basis.



- 27) Revenues are appropriately classified in the statement of activities within program revenues, general revenues, contributions to term or permanent endowments, or contributions to permanent fund principal.
- 28) Interfund, internal, and intra-entity activity and balances have been appropriately classified and reported.
- 29) Deposits and investment securities and derivative instruments are properly classified as to risk and are properly disclosed.
- 30) Capital assets, are properly capitalized, reported, and, if applicable, depreciated.
- 31) We have appropriately disclosed the School's policy regarding whether to first apply restricted or unrestricted resources when an expense is incurred for purposes for which both restricted and unrestricted net assets are available and have determined that net assets were properly recognized under the policy.
- 32) We acknowledge our responsibility for the required supplementary information (RSI). The RSI is measured and presented within prescribed guidelines and the methods of measurement and presentation have not changed from those used in the prior period. We have disclosed to you any significant assumptions and interpretations underlying the measurement and presentation of the RSI.
- 33) The School has implemented and adhered to the educational and related programs as specified in the Charter agreement.
- 34) The School has implemented the current baseline standard of student academic achievement, the outcomes to be achieved, and the methods of measurement that have been mutually agreed upon in the Charter agreement.
- 35) The School provided transportation and food service in a manner acceptable to the School Board per the Charter agreement.
- 36) All categorical funding received for special programs, activities and sources for the year ending June 30, 2012 has been expended by June 30, 2012 on the appropriate specified program, or if not, the amount not expended has been reserved for the categorical purpose for the year ended June 30, 2012.
- 37) Receivables recorded in the financial statements represent valid claims against debtors for transactions arising on or before the balance sheet date and have been appropriately reduced to their estimated net realizable value.
- 38) We have no knowledge of any future plans to discontinue the School's operations.
- 39) All leases have been disclosed to you.
- 40) We confirm that all reports required by the School District per the Charter Agreement were provided to them in a timely manner.
- 41) We confirm that there have been no changes to our insurance policies, including coverage and deductibles, from the prior fiscal year.
- 42) The School agrees that they have reviewed, approved, and accepted responsibility of the fixed asset and depreciation schedules and the relating adjusting entries for depreciation, if any, for the year ended June 30, 2012.
- 43) What is shown in the financial statements as the budget versus actual is the final and board approved budget.
- 44) We have evaluated the School's ability to continue as a going concern and have included appropriate disclosures, as necessary, in the financial statements.
- 45) We have evaluated and classified any subsequent events as recognized or nonrecognized through the date of this letter.
- 46) No events, including instances of noncompliance, have occurred subsequent to the balance sheet date and through the date of this letter that would require adjustment to or disclosure in the aforementioned financial statements.

Signed:   
 Date: 9-20-12

Title: VP of Finance



**On-L9, Inc.**  
 1900 SW 57th Ave  
 STE 3  
 Miami, FL 33155  
 305-266-8133

**ESTIMATE**

Bill To:
<b>Charter Schools USA</b>

Estimate#	CSU100912
Estimate Date	09 Oct 2012
Reference#	

Item	Description	Qty	Price	Discount(%)	Amount
Product	QTY: 4 - Promethean 300 Pro Range 78" ActivBoard with Mount System and DLP short throw projector - 2 x Teacher & 2 x Student ActivPen 50 included. ActivInspire Professional Edition available FOC.	4.00	2,576.14	0.00	10,304.56
Product	MISC MATERIAL: QTY: 4 - 50' PLENUM RATED VGA CABLE QTY: 4 - VGA SPLITTER QTY: 4 - 50ft Cat5e 350 MHz Assembled Plenum Patch Cable - Gray QTY: 4 - 1 Gang Reversible Cable Plate White QTY: 4 - 6' VGA CABLE ( PC TO WHITE BOX) QTY: 4 - USB SUPERBOOSTERS -- MISCELLANEOUS MATERIALS (HARDWARE, PAUNDUIT RACEWAY/BOXES)	1.00	1,576.72	0.00	1,576.72
Services	INSTALLATION, TESTING, TRAINING & SHIPPING/DELIVERY	1.00	3,332.75	0.00	3,332.75

Looking forward to working with you!

Sub Total: 15,214.03

**Total:** \$15,214.03

**Terms & Conditions**

CUSTOMER TO PROVIDE POWER

THIS QUOTE IS FOR WALL MOUNTED OR CEILING MOUNTED PROJECTOR with connections located more than 5' away from interactive board.



ActivBoard 300 Pro Mount System with PRM-30a or PRM-35 projector



ActivBoard 300 Pro Mount System with EST-P1 projector

THIS DOCUMENT CONTAINS SPECIFICATIONS FOR

ActivBoard  
Projector Mount  
Projector

DESCRIPTION

The ActivBoard 300 Pro with Dual-User capability is available in 78", 87" and 95" versions with integrated slim-line speakers and amplifier, ActivInspire Professional Edition and Promethean ActivOffice. The Mount System includes a Cable Wall Box and choice of Extreme Short Throw or Short Throw projector.

SYSTEM OVERVIEW

Installation

ActivBoard Mount System is suitable for self-installation. Promethean recommends that all Mount Systems should be installed by a Certified Promethean Installer. Please visit [www.PrometheanWorld.com/ActivCare/installation](http://www.PrometheanWorld.com/ActivCare/installation). The Projector Mount and the ActivBoard mount directly to the wall. Refer to the User Manual for guidelines on fixing points. Components supplied and minimum specifications stated have been tested and are required for optimal performance. Use of components not supplied by Promethean or not meeting minimum specifications may impact performance and affect warranty. Contact your Promethean partner or visit [www.PrometheanKB.com](http://www.PrometheanKB.com) for more information. Operation of the ActivBoard 300 Pro requires installation of the driver included with the ActivInspire software and one open USB computer port. Specifications and access to ActivInspire software is available at [www.PrometheanPlanet.com/ActivInspire](http://www.PrometheanPlanet.com/ActivInspire). User with administrator/privileged access rights required to install driver and software

Warranty

For Promethean Warranty Information please visit: [www.PrometheanWorld.com/ActivCare](http://www.PrometheanWorld.com/ActivCare)

Support

Online Support for all Promethean Products available from: [www.PrometheanKB.com](http://www.PrometheanKB.com)

Complete System Weight (approx.)

**ActivBoard 378 Pro including;**  
PRM-30a Projector 97.8kg (215.4lb)  
PRM-35 Projector 94.8kg (208.7lb)  
**ActivBoard 387 Pro including;**  
PRM-30a Projector 101.8kg (224.1lb)  
PRM-35 Projector 98.8kg (217.6lb)  
**ActivBoard 395 Pro including;**  
PRM-30a Projector 104.8kg (230.8lb)  
PRM-35 Projector 101.8kg (224.2lb)

**ActivBoard 378 Pro including;**  
EST-P1 Projector 98.1kg (216.3lb)  
**ActivBoard 387 Pro including;**  
EST-P1 Projector 102.1kg (225.1lb)  
**ActivBoard 395 Pro including;**  
EST-P1 Projector 105.1kg (231.7lb)

ActivBoard System/Boards SS 11/11 V2.0 US

©2011 Promethean Limited. All rights reserved. Promethean Ltd, is owner of a number of trademarks in several jurisdictions across the world. Any third-party product and company names are mentioned for identification purposes only and may be trademarks of their respective owners. \*Applicable Terms and Conditions for warranty and support available at [www.PrometheanWorld.com/ActivCare](http://www.PrometheanWorld.com/ActivCare). All dimensions +/- 5mm (0.2in). All weights +/- 0.9kg (2lb). Product Specifications are subject to change without notice. [www.PrometheanWorld.com](http://www.PrometheanWorld.com)



### UPGRADE AND ACCESSORY OPTIONS

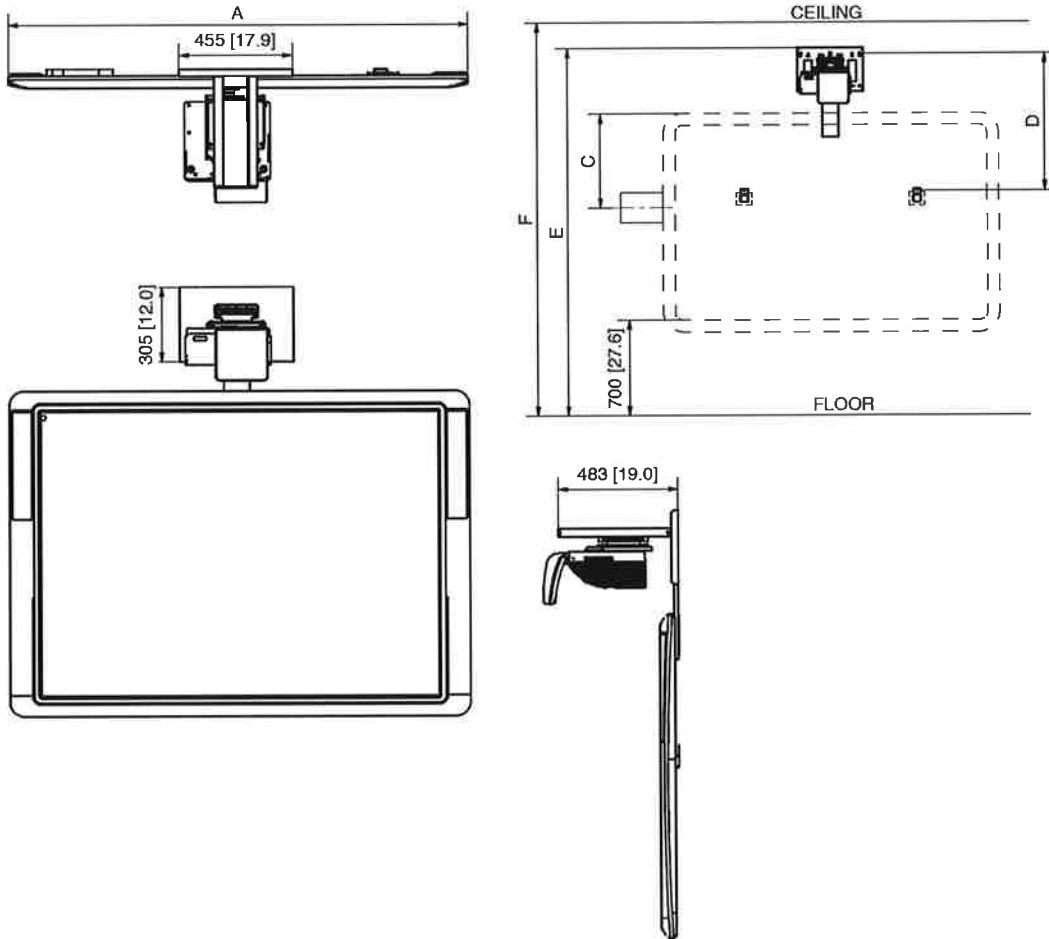
**Wireless Upgrade Pack 300** Allows the ActivBoard 300 Pro to connect to the computer wirelessly; includes an ActivHub (2.4 GHz), PSU (Power Supply Unit) and Quick Start Guide

**ActivWand 50** Wireless, battery-free and extended reach input device for the ActivBoard – 540mm (21.2in) in length; “left click”, cursor and hover, just like a mouse

### TECHNICAL DRAWING SPECIFICATIONS

ActivBoard 300 Pro Mount System with EST-P1 projector

DIMENSION	378 Pro	387 Pro	395 Pro
ACTIVBOARD 'A'	1868 [73.5]	2105 [82.9]	2336 [92.0]
PROJECTOR 'B'	1379 [54.3]	1379 [54.3]	1409 [55.5]
WALL BOX 'C' ±150 [6]	660 [26.0]	660 [26.0]	660 [26.0]
FIXING HEIGHT 'D'	920 [36.2]	920 [36.2]	950 [37.4]
TOTAL HEIGHT 'E'	2380 [93.7]	2380 [93.7]	2410 [94.9]
MIN ROOM HEIGHT 'F'	2390 [94.1]	2390 [94.1]	2420 [95.3]



ActivBoard Systems/Boards 55 11/11 V2 0 US

©2011 Promethean Limited. All rights reserved. Promethean Ltd. is owner of a number of trademarks in several jurisdictions across the world. Any third-party product and company names are mentioned for identification purposes only and may be trademarks of their respective owners. †Applicable Terms and Conditions for warranty and support available at [www.PrometheanWorld.com/ActivCare](http://www.PrometheanWorld.com/ActivCare). All dimensions +/- 5mm (0.2in). All weights +/- 0.9kg (2lb). Product Specifications are subject to change without notice. [www.PrometheanWorld.com](http://www.PrometheanWorld.com)

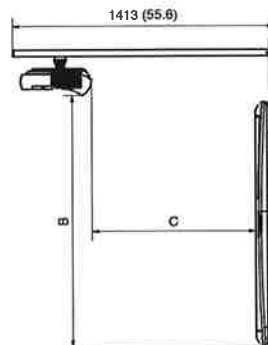
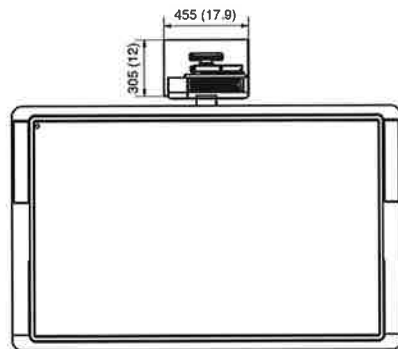
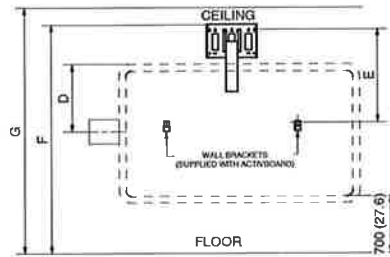
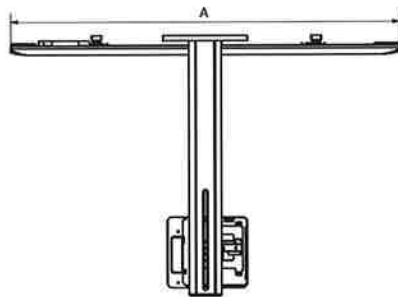


## INTERACTIVE WHITEBOARD SYSTEM

### TECHNICAL DRAWING SPECIFICATIONS

ActivBoard 300 Pro Mount System with PRM-30a or PRM-35 projector

	PRM30a - 378 Pro	PRM30a - 387 Pro	PRM30a - 395 Pro	PRM35 - 378 Pro	PRM35 - 387 Pro	PRM35 - 395 Pro
ACTIVBOARD 'A'	1868 (73.5)	2105 (82.9)	2336 (92.0)	1768 (69.6)	2105 (82.9)	2336 (92.0)
PROJECTOR 'B'	1357 (53.4)	1357 (53.4)	1442 (56.8)	1347 (53.0)	1347 (53.0)	1367 (53.6)
THROW DISTANCE 'C' ±10 (0.4)	906 (35.7)	906 (35.7)	985 (38.8)	985 (38.8)	985 (38.8)	1100 (43.3)
WALL BOX 'D' ±150 (6)	660 (26.0)	660 (26.0)	660 (26.0)	660 (26.0)	660 (26.0)	660 (26.0)
FIXING HEIGHT 'E'	825 (32.5)	825 (32.5)	910 (35.8)	810 (31.9)	810 (31.9)	830 (32.7)
TOTAL HEIGHT 'F'	2295 (90.4)	2295 (90.4)	2370 (93.3)	2270 (81.5)	2270 (81.5)	2290 (90.2)
MIN ROOM HEIGHT 'G'	2305 (90.7)	2305 (90.7)	2380 (93.7)	2280 (81.9)	2280 (81.9)	2300 (90.6)



ActivBoard Systems/Boards S5 11/11 V2.0 US

©2011 Promethean Limited. All rights reserved. Promethean Ltd. is owner of a number of trademarks in several jurisdictions across the world. Any third-party product and company names are mentioned for identification purposes only and may be trademarks of their respective owners. <sup>†</sup>Applicable Terms and Conditions for warranty and support available at [www.PrometheanWorld.com/ActivCare](http://www.PrometheanWorld.com/ActivCare). All dimensions +/- 5mm (0.2in). All weights +/- 0.9kg (2lb). Product Specifications are subject to change without notice. [www.PrometheanWorld.com](http://www.PrometheanWorld.com)



**ACTIVBOARD GENERAL SPECIFICATIONS**

<b>Internal Resolution</b>	2730 points (lines) per inch
<b>Output Resolution</b>	200 points (lines) per inch
<b>Tracking Rate</b>	200 inches per second providing a fast response to pen commands
<b>Output Rate</b>	120 coordinate pairs per second
<b>User Input</b>	Cordless battery-free pen incorporating tip switch and side switch for full mouse functionality (ActivPen)
<b>Digitizing Technology</b>	Passive Electromagnetic
<b>Power Requirement</b>	Mains Powered; 18V Power Supply Unit
<b>Connection to Computer</b>	USB 2.0, 1 x 5m USB data cable supplied
<b>Screen Surface</b>	Low Glare Melamine
<b>Certifications</b>	UL, CE, FCC
<b>Operating Temperature</b>	0°C to +50°C (14°F to 122°F)
<b>Storage Temperature</b>	-20°C to +70°C (-4°F to 158°F)
<b>Storage Humidity</b>	0% to 90% (non-condensing)
<b>Dual User Functionality</b>	2 Instructor and 2 Participant ActivPens included
<b>Integrated USB Sound</b>	Two integrated slim-line speakers and amplifier (with controls, inputs and outputs)
<b>Packed Contents List</b>	ActivBoard, 2 ActivPens (Instructor), 2 ActivPens (Participant), 1 Amp PSU, Wall Mounting Brackets, Installation Guide, Access to ActivInspire Professional Edition and Promethean ActivOffice via download (ActivInspire Professional Edition is also available on DVD on request)

**INTEGRATED USB SOUND SPECIFICATIONS**

<b>Amplifier Power Output</b>	20W per channel RMS (<1% distortion)
<b>Controls</b>	Volume, Bass, Treble, on/off
<b>Amplifier Frequency Response</b>	40Hz to 18kHz +/-3dB (at 1W)
<b>USB Sound</b>	USB Sound supported for Minimum System Requirements stated
<b>Connectivity – Inputs (4)</b>	Stereo PC, Stereo CD/DVD, Mono Auxiliary, Microphone to PC
<b>Connectivity – Outputs (2)</b>	2 Stereo
<b>Power Requirement</b>	18V 3.3 Amp

ActivBoard System/Boards SS 11/11 V2 0 US

©2011 Promethean Limited. All rights reserved. Promethean Ltd. is owner of a number of trademarks in several jurisdictions across the world. Any third-party product and company names are mentioned for identification purposes only and may be trademarks of their respective owners. †Applicable Terms and Conditions for warranty and support available at [www.PrometheanWorld.com/ActivCare](http://www.PrometheanWorld.com/ActivCare). All dimensions +/- 5mm (0.2in). All weights +/- 0.9kg (2lb). Product Specifications are subject to change without notice. [www.PrometheanWorld.com](http://www.PrometheanWorld.com)



### ACTIVBOARD SPECIFICATIONS BY MODEL

Model	ActivBoard 378 Pro	ActivBoard 387 Pro	ActivBoard 395 Pro
<b>ActivBoard Size</b>	78in	87in	95in
<b>Resolution</b>	12800 x 9200	14600 x 9200	17200 x 9200
<b>Screen Formats</b>	4:3	16:10	16:9
<b>Overall Dimensions</b>	1868mm x 1329mm (73.5in x 52.3in)	2105mm x 1329mm (82.9in x 52.3in)	2412mm x 1329mm (95in x 52in)
<b>Active Area Dimensions</b>	1628mm x 1175mm (64in x 46in)	1865mm x 1175mm (73in x 46in)	2172mm x 1175mm (86in x 46in)
<b>Active Area Diagonal</b>	2000mm (78.7in)	2196mm (86.5in)	2462mm (96.9in)
<b>Actual Image Diagonal</b>	1958mm (77.1in)	2193mm (86.4in)	2397mm (94.4in)
<b>Board Weight</b>	28kg (61.7lb)	31kg (68.3lb)	35kg (77.1lb)
<b>Packed Weight</b>	43kg (94.7lb)	47kg (103.6lb)	52kg (114.6lb)
<b>Packed Dimensions</b>	2025mm x 1500mm x 110mm (79.9in x 59in x 4.3in)	2270mm x 1500mm x 110mm (89.4in x 59in x 4.3in)	2570mm x 1500mm x 110mm (101.1in x 59in x 4.3in)

### MINIMUM SYSTEM REQUIREMENTS

<b>Operating Systems</b>	Windows XP SP2 and above (XP/Vista/7); Mac OSX 10.4.11 – 10.6.1 (Tiger/Leopard/Snow Leopard); Linux Ubuntu 9.04, 9.10; Debian
<b>PC</b>	Pentium 4 – 1 GHz processor (800MHz for Vista), 512 MB of RAM, 1024x768 resolution, 1.5 GB of free disk space
<b>Mac</b>	Macintosh Intel Processors (Universal Binary), 512 MB of RAM, 1024x768 resolution, 3.0 GB of free disk space

ActivBoard System/Boxed SS 11/11 V2.0 US

©2011 Promethean Limited. All rights reserved. Promethean Ltd. is owner of a number of trademarks in several jurisdictions across the world. Any third-party product and company names are mentioned for identification purposes only and may be trademarks of their respective owners. \*Applicable Terms and Conditions for warranty and support available at [www.PrometheanWorld.com/ActivCare](http://www.PrometheanWorld.com/ActivCare). All dimensions +/- 5mm (0.2in). All weights +/- 0.9kg (2lb). Product Specifications are subject to change without notice. [www.PrometheanWorld.com](http://www.PrometheanWorld.com)



## Product Specifications

### MOUNT SPECIFICATIONS

<b>Projector Mount</b>	For use with Short Throw Projector, aluminum arm extends 1415mm (55.7in) from the wall	For use with Extreme Short Throw Projector, aluminum arm extends 485mm (19.1in) from the wall
<b>Room Height</b>	Minimum room height 2400mm (94.5in)	Minimum room height 2400mm (94.5in)
<b>Power</b>	Power Outlets required for the projector, computer and ActivBoard	Power Outlets required for the projector, computer and ActivBoard
<b>Weight (approx.)</b>	Frame only: Approx. 9.9kg (22lb) excluding projector and cabling	Frame only: Approx. 8.8kg (22lb) excluding projector and cabling
<b>Cable Management</b>	Cables directed through the projector mount, mounting plate and behind the ActivBoard	Cables directed through the projector mount, mounting plate and behind the ActivBoard
<b>Pack Weights &amp; Dimensions</b>	<b>Box 1 of 1:</b> 11.9kg (26.3lb) Dimensions: 1430mm x 325mm x 100mm (56.3in x 12.8in x 3.9in)	<b>Box 1 of 1:</b> 9.9kg (21.9lb) Dimensions: 715mm x 320mm x 120mm (28.1in x 12.6in x 4.7in)
<b>Packed Contents List</b>	Wall Plate, Cover, Projector Mount and Mounting Plate, VGA Cable plus Fixings	Wall Plate, Cover, Projector Mount and Mounting Plate, VGA Cable plus Fixings

ActivBoard System/Board: SS 11/11 V2 0 US



©2011 Promethean Limited. All rights reserved. Promethean Ltd, is owner of a number of trademarks in several jurisdictions across the world. Any third-party product and company names are mentioned for identification purposes only and may be trademarks of their respective owners. <sup>†</sup>Applicable Terms and Conditions for warranty and support available at [www.PrometheanWorld.com/ActivCare](http://www.PrometheanWorld.com/ActivCare). All dimensions +/- 5mm (0.2in). All weights +/- 0.9kg (2lb). Product Specifications are subject to change without notice. [www.PrometheanWorld.com](http://www.PrometheanWorld.com)



## Product Specifications

### PROJECTOR SPECIFICATIONS

Model	EST-P1 (DLP)	PRM-35 (DLP)	PRM-30a (LCD)
<b>Native Resolution</b>	WXGA (1280 x 800)	WXGA (1280 x 800)	WXGA (1280 x 800)
<b>Compressed Resolution</b>	up to 1080i	up to 1080i	up to 1080i
<b>Typical Colors</b>	16.77 million colors	16.77 million colors	16.77 million colors
<b>Brightness (ANSI lumens)</b>	2200 ANSI (normal) 2500 ANSI (high)	2100 ANSI (normal) 2500 ANSI (high)	1900 ANSI (normal) 2500 ANSI (high)
<b>Contrast Ratio</b>	2000:1	2000:1	500:1
<b>Noise Level</b>	27dB (normal) 31dB (high brightness mode)	32dB (normal) 36dB (high brightness mode)	29dB (normal) 36dB (high brightness mode)
<b>Dimensions (w x d x h)</b>	354mm x 319mm x 157mm (13.9in x 12.6in x 6.1in) not including lens 354mm x 411mm x 219mm (13.9in x 16.1in x 8.6in) including lens	306mm x 275mm x 97mm (12in x 3.8in x 10.1in)	382mm x 430mm x 129mm (15in x 16.9in x 5in)
<b>Weight</b>	9kg (19.8lb)	2.7kg (6lb)	5.7kg (12.5lb)
<b>Aspect Ratio</b>	16:10 (native), 4:3, 16:9	16:10 (native), 4:3, 16:9	16:10 (native), 4:3, 16:9
<b>Power Consumption</b>	290W (<1W standby)	230W (<1W standby)	317W (<0.8W standby)
<b>Device Type</b>	DLP Technology	DLP Technology	LCD Technology
<b>Focus</b>	Manual Focus	Manual Focus	Manual Focus
<b>Zoom</b>	N/A	Digital Zoom	Digital Zoom
<b>Focal Length</b>	F=2.4	F=2.86	Fixed
<b>Projection Distance</b>	0.39m ~ 0.56m (15in ~ 22in)	0.54m ~ 1.22m (21.3in ~ 48in)	0.54m ~ 1.22m (21.3in ~ 48in)
<b>Projection Screen Size</b>	1.98m ~ 2.79m (78in ~ 110in)	1.27m ~ 2.79m (50in ~ 110in)	1.27m ~ 2.79m (50in ~ 110in)
<b>Lamp Type</b>	220W lamp	230W lamp	230W lamp
<b>Lamp Life</b>	6000hrs (normal), 4000hrs (high)	6000hrs (normal), 4000hrs (high)	4000 hrs (normal), 3000 hrs (high)
<b>Keystone Correction</b>	Vertical: max ±15°	Vertical: max ±15°	Vertical: max ±20°
<b>Operating Temperature</b>	5°C ~ 35°C (41°F ~ 95°F)	5°C ~ 35°C (41°F ~ 95°F)	5°C ~ 35°C (41°F ~ 95°F)
<b>Power Supply Voltage</b>	100 - 240V AC, 50/60Hz	100 ~ 240V AC, 50/60Hz	100 ~ 240V AC, 50/60Hz
<b>Horizontal Scan Rate</b>	15Hz ~ 90kHz	15Hz ~ 90kHz	15Hz ~ 90kHz
<b>Vertical Scan Rate</b>	43Hz ~ 85Hz	50Hz ~ 85Hz	50Hz ~ 85Hz

CONTINUED ON NEXT PAGE

ActivBoard Systems/Boards SS 11/11 V2.0 US

©2011 Promethean Limited. All rights reserved. Promethean Ltd. is owner of a number of trademarks in several jurisdictions across the world. Any third-party product and company names are mentioned for identification purposes only and may be trademarks of their respective owners. <sup>1</sup>Applicable Terms and Conditions for warranty and support available at [www.PrometheanWorld.com/ActivCare](http://www.PrometheanWorld.com/ActivCare). All dimensions +/- 5mm (0.2in). All weights +/- 0.9kg (2lb). Product Specifications are subject to change without notice. [www.PrometheanWorld.com](http://www.PrometheanWorld.com)



## Product Specifications

### PROJECTOR SPECIFICATIONS (CONTINUED)

<b>Computer Compatibility</b>	IBM PC and Compatibles; Apple Macintosh, iMac, and VESA Standards WSXGA+ (1,680 x 1,050), WXGA+ (1,440 x 900), WXGA (1,280 x 800, 1,280 x 768), UXGA (1,600 x 1,200), SXGA+ (1,400 x 1,050), SXGA (1,280 x 1,024), XGA (1,024 x 768), SVGA (800 x 600), VGA (640 x 480)	IBM PC and Compatibles; Apple Macintosh, iMac, and VESA Standards WSXGA+ (1,680 x 1,050), WXGA+ (1,440 x 900), WXGA (1,280 x 800, 1,280 x 768), UXGA (1,600 x 1,200), SXGA+ (1,400 x 1,050), SXGA (1,280 x 1,024), XGA (1,024 x 768), SVGA (800 x 600), VGA (640 x 480)	IBM PC and Compatibles; Apple Macintosh, iMac, and VESA Standards WSXGA+ (1,680 x 1,050), WXGA+ (1,440 x 900), WXGA (1,280 x 800, 1,280 x 768), UXGA (1,600 x 1,200), SXGA+ (1,400 x 1,050), SXGA (1,280 x 1,024), XGA (1,024 x 768), SVGA (800 x 600), VGA (640 x 480)
<b>Video Compatibility</b>	NTSC (3.58/4.43), PAL (B/D/G/H/I/M/N), SECAM (B/D/G/K/K1/L), HDTV (720p, 1080i, 1035i), EDTV (480p, 575i), SDTV (480i, 576i)	NTSC (3.58/4.43), PAL (B/D/G/H/I/M/N), SECAM (B/D/G/K/K1/L), HDTV (720p, 1080i, 1035i), EDTV (480p, 575i), SDTV (480i, 576i)	NTSC (3.58/4.43), PAL (B/D/G/H/I/M/N), SECAM (B/D/G/K/K1/L), HDTV (720p, 1080i, 1035i), EDTV (480p, 575i), SDTV (480i, 576i)
<b>Inputs/Outputs</b>	D-sub 15 (RGB) x 2 D-sub 15 (Monitor out) x 1 HDMI V1.3 only for Video x 1 S-Video x 1 Composite Video (RCA) x 1 USB control x 1 Networking LAN (RJ45) x 1 RS-232C (D-sub 9) x 1	D-sub 15 (RGB) x 2 D-sub 15 (Monitor out) x 1 HDMI V1.3 only for Video x 1 S-Video x 1 Composite Video (RCA) x 1 USB control x 1 Networking LAN (RJ45) x 1 RS-232C (D-sub 9) x 1	D-sub 15 (RGB) x 1 D-sub 15 (RGB) selectable x 1 HDMI (Digital RGB) x 1 S-Video x 1 Composite Video (RCA) x 1 RCA (white/red) x 1 Networking LAN (RJ45) x 1 RS-232C (D-sub 9) x 1 Stereo mini-jack x 1
<b>Color</b>	Silver	Silver	Silver
<b>Security</b>	Kensington Lock, Security cable bar option, pin code security, remote control operated only	Kensington Lock, Security cable bar option, pin code security, remote control operated only	Kensington Lock, Security cable bar option, pin code security, remote control operated only
<b>On-screen Menu</b>	Arabic, Chinese (Simplified), Chinese (Traditional), Czech, Dutch, English, Finnish, French, German, Greek, Hungarian, Italian, Japanese, Korean, Norwegian, Polish, Portuguese, Russian, Spanish, Swedish, Thai, Turkish	Arabic, Chinese (Simplified), Chinese (Traditional), Czech, Dutch, English, Finnish, French, German, Greek, Hungarian, Italian, Korean, Norwegian, Polish, Portuguese, Russian, Spanish, Swedish, Turkish	Arabic, Chinese (Simplified), Chinese (Traditional), Danish, Dutch, English, Finnish, French, German, Hungarian, Italian, Japanese, Kazak, Korean, Norwegian, Polish, Portuguese, Portuguese (Brazilian), Romanian, Russian, Spanish, Swedish, Turkish
<b>Advanced Features</b>	Filter-less 3D Ready Crestron RoomView Express Quick Lamp Access Direct power on/off Closed Caption	Filter-less 3D Ready Crestron RoomView Express Quick Lamp Access Direct power on/off Closed Caption	Long Life Filter – 4000hrs Crestron RoomView Express Cable Management Cover Quick Lamp Access Direct power on/off Closed Caption
<b>Packed Contents List</b>	Projector, Power cord, computer cable (D-sub15 – D-sub15), wireless remote, owner's manual (CD - ROM & Quick Start Guide)	Projector, Power cord, computer cable (D-sub15 – D-sub15), wireless remote, owner's manual (CD - ROM & Quick Start Guide)	Projector, Power cord, computer cable (D-sub15 – D-sub15), wireless remote, owner's manual (CD - ROM & Quick Start Guide)
<b>Pack Weights and Dimensions</b>	<b>Box 1 of 1:</b> 13.5kg (29.7lb) Dimensions: 572mm x 496mm x 310mm (22.5in x 19.5in x 12.2in) Contents: Projector	<b>Box 1 of 1:</b> 4.9kg (10.8lb) Dimensions: 396mm x 341mm x 181mm (15.5in x 13.4in x 7.1in) Contents: Projector	<b>Box 1 of 1:</b> 9.5kg (20.9lb) Dimensions: 510mm x 470mm x 240mm (20in x 18.5in x 9.4in) Contents: Projector

ActivBoard System/Board SS 11/11 V2.0 US

©2011 Promethean Limited. All rights reserved. Promethean Ltd. is owner of a number of trademarks in several jurisdictions across the world. Any third-party product and company names are mentioned for identification purposes only and may be trademarks of their respective owners. \*Applicable Terms and Conditions for warranty and support available at [www.PrometheanWorld.com/ActivCare](http://www.PrometheanWorld.com/ActivCare). All dimensions +/- 5mm (0.2in). All weights +/- 0.9kg (2lb). Product Specifications are subject to change without notice. [www.PrometheanWorld.com](http://www.PrometheanWorld.com)



**FOUR CORNERS CHARTER SCHOOL  
Ms. Denise Thompson**

**The Board of Directors' School Report**

**Date: 11.06.2012**

**I. Enrollment (month end)**

	July	Aug	Sep	Oct	Nov	Dec	Jan	Feb	Mar	Apr	May	Jun
<b>Total Enrollment</b>	26	1034	1057	1064								
<b>Budgeted Enrollment</b>		986	986	986								
<b>% in Attendance</b>	99	98	98	97								
<b># of Student Withdrawals</b>	26	29	14	17								
<b># of Suspensions</b>	0	0	1	0								

**II. Reasons For Withdrawal:**

	Aug	Sep	Oct	Nov	Dec	Jan	Feb	Mar	Apr	May	Jun
<b>Moving Out of Area</b>	12	14	16								
<b>Curriculum</b>											
<b>Sport/ExtraCurricular</b>											
<b>Transportation/Busing</b>	7	0	1								
<b>Uniforms</b>											
<b>Not Satisf w Teacher</b>											
<b>Not Satisf w Adminis</b>											
<b>Volunteer Hours</b>											
<b>Discipline</b>											
<b>Other: Please indicate why:</b>											
1. left w/o notifying	10										
2.											
3.											

**III. Staffing Update**

	Aug	Sep	Oct	Nov	Dec	Jan	Feb	Mar	Apr	May	Jun
<b># of New Staff</b>	12	1	1								
<b>Grade &amp; Subject Area of Open Positions:</b>											
<b>Reasons for Leaving:</b>											
<b>Additions Since Last Report:</b>	2										
<b>Leadership Training/Leading Edge Update:</b>	Ken Toppin, Joe Childers, Karima Ezzair										
<i>Participation:</i>	AP, Math Teacher, Reading Teacher										
<i>Names:</i>											
<i>Position:</i>											
<b>Other:</b>											

#### IV. School Update

School Site Visit:	Next Date: Feb.19th
Monthly Updates on School Improvement Plan/Strategic Plan <i>Date &amp; Agenda of Last SAC Mtg:</i>	School Improvement Plan in Board Packet Oct. 9 <sup>th</sup>
<i>Professional Dev Topics for the Month:</i>	Deliberate Practice Plan, Graduated Techniques
<i>PTO Updates:</i>	November 13 <sup>th</sup> , 2012
Other:	
Other:	

#### V. Facility Update

Cleaning:	Genera, Classroom floor, student furniture, bathrooms
Maintenance:	Light bulbs, poor hinges, poor handles/lock, fix holes in locker room wall
Building:	Painting
Outdoor Areas:	Yard Maintenance, spider Webs
Other:	

#### VI. School/PTO/Community Activities (Highlight any school and/or community activities held that would significantly impact the board)

Event:	Book Fair Oct. 25th
Event:	Open House Oct. 25th
Event:	Carrabba's Night Oct. 26th
Event:	Multicultural Night Nov. 9
Event:	
Event:	

#### VII. Technology

Technology Improvements(new equip; new software; SIS, etc):	7 IPAD's, VGA Cables
Technology Concerns:	None
Other:	

#### VIII. Reports Specific To This Month (This will vary month to month)

<b>MONTH:</b>	
Student Enrollment: 1064	Recommits: 0 New Enrollment: 24 Wait List: 246
Other:	

# FCAT 2009-2012 & Preliminary Benchmark 1 Data

*Four Corners Charter School, Inc.*



**FCAT 2009 - 2012**

**FOUR CORNERS CHARTER SCHOOL,  
INC.**

*Putting Students First* - [www.charterschoolsusa.com](http://www.charterschoolsusa.com)



# Highlights 2012

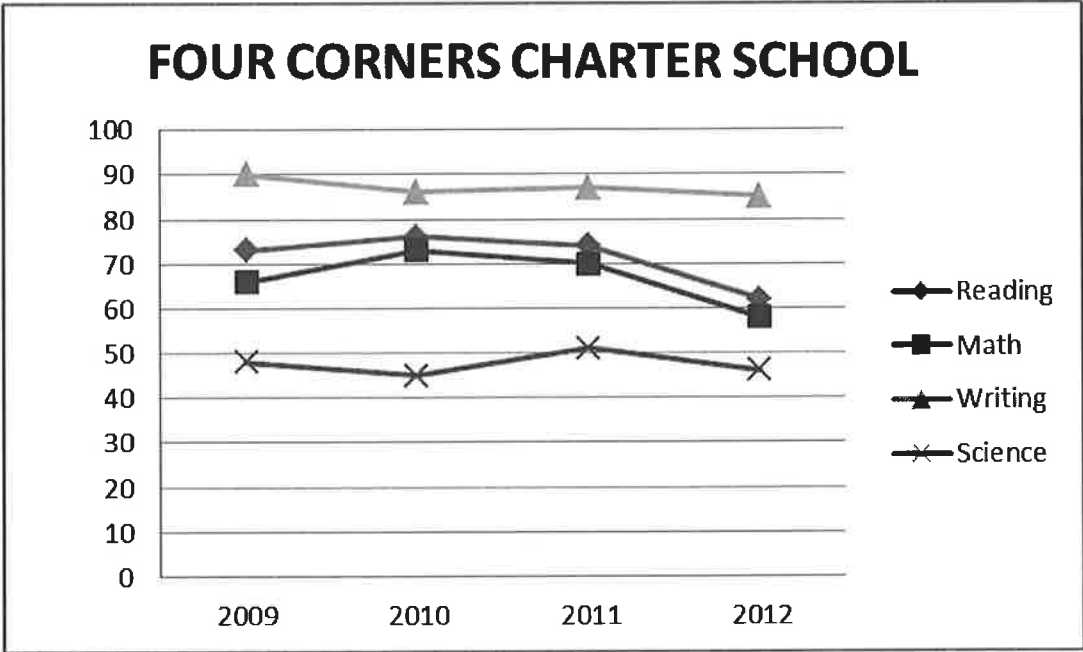
- 3 CSUSA Schools rank in the top 50, statewide
- 69% of public schools made an A or B, 89% of CSUSA Schools made an A or B, and FCCS made and A!
- 40% of public schools dropped one letter grade this year, compared to 20% of CSUSA schools and FCCS remained an A!

# School Grades 2008 – 2012

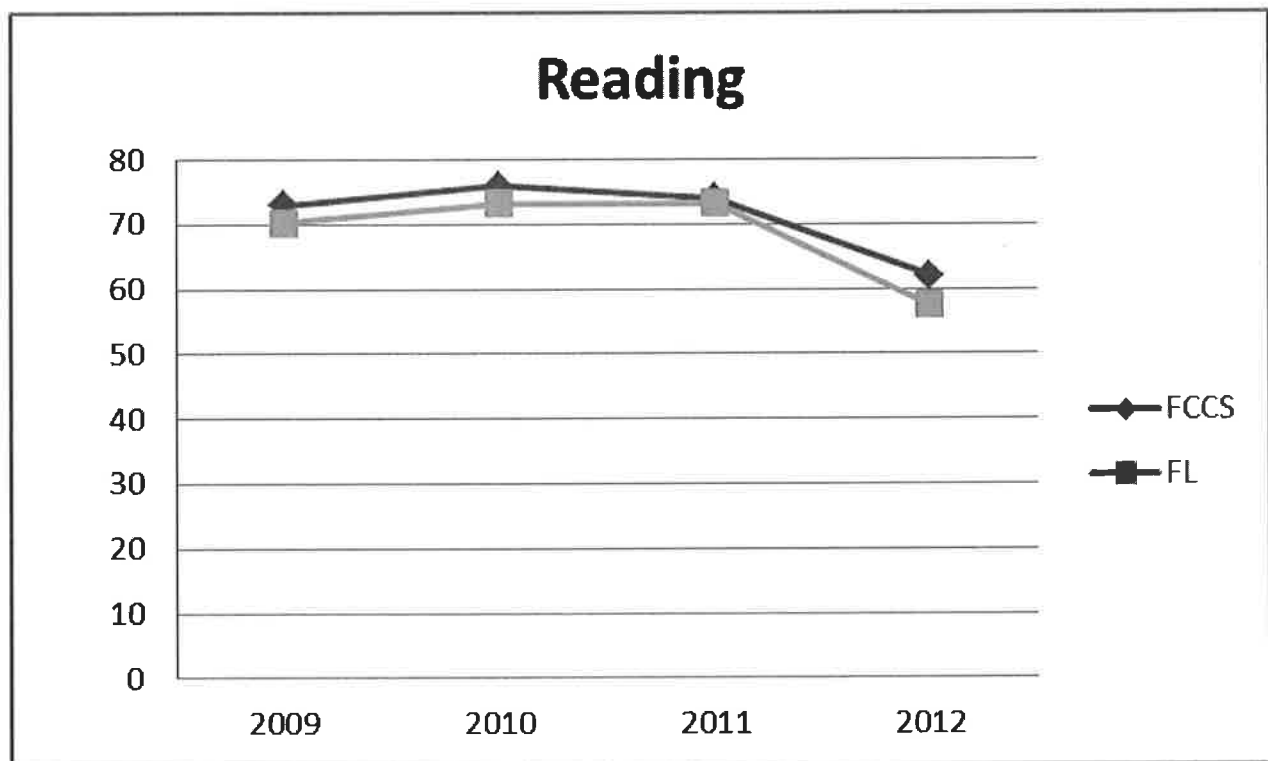
## Four Corners Charter School, Inc.

County	School	2008 Grade	2009 Grade	2010 Grade	2011 Grade	2012 Grade
Osceola	Four Corners Charter School	A	A	A	A	A

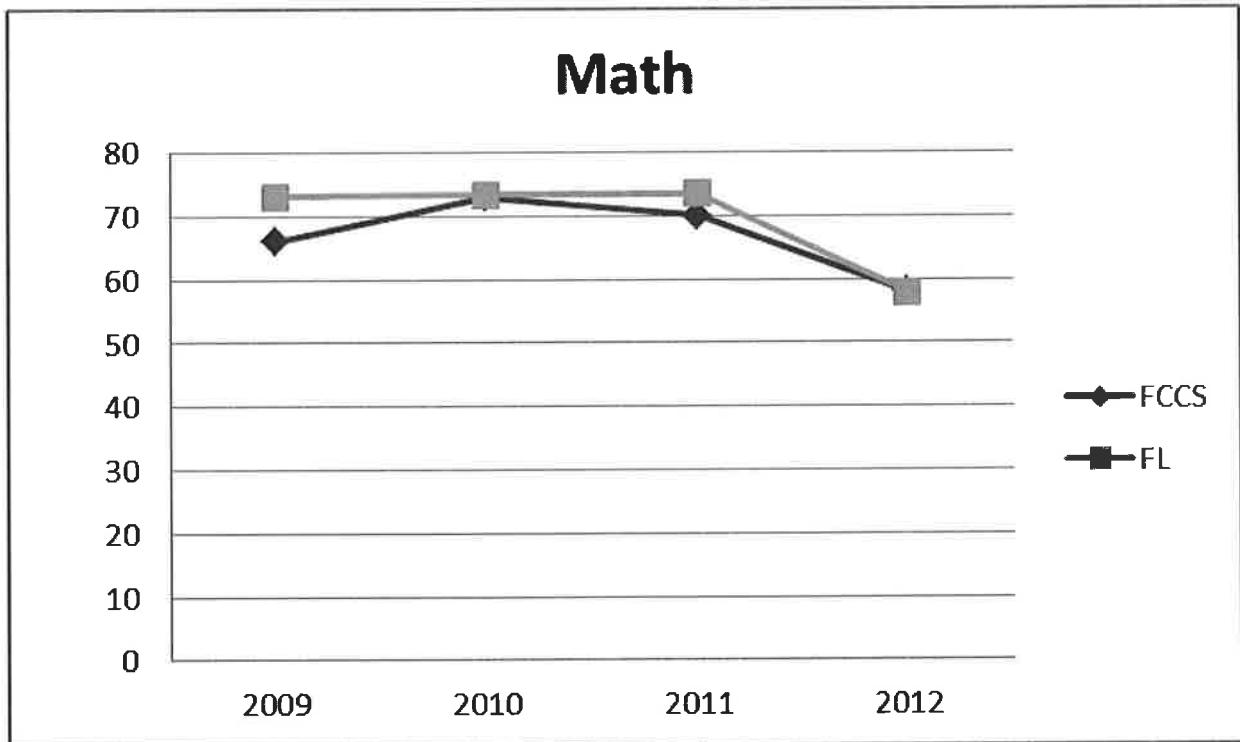




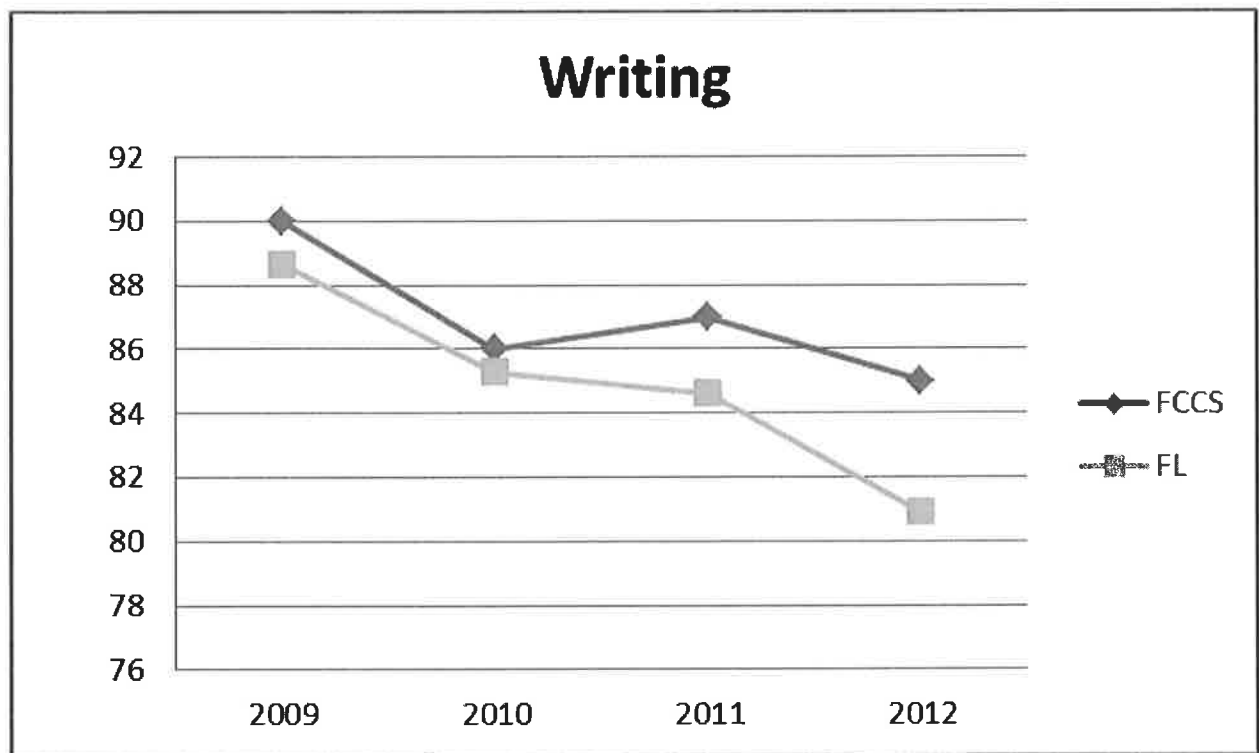
# FCCS and FL Comparison



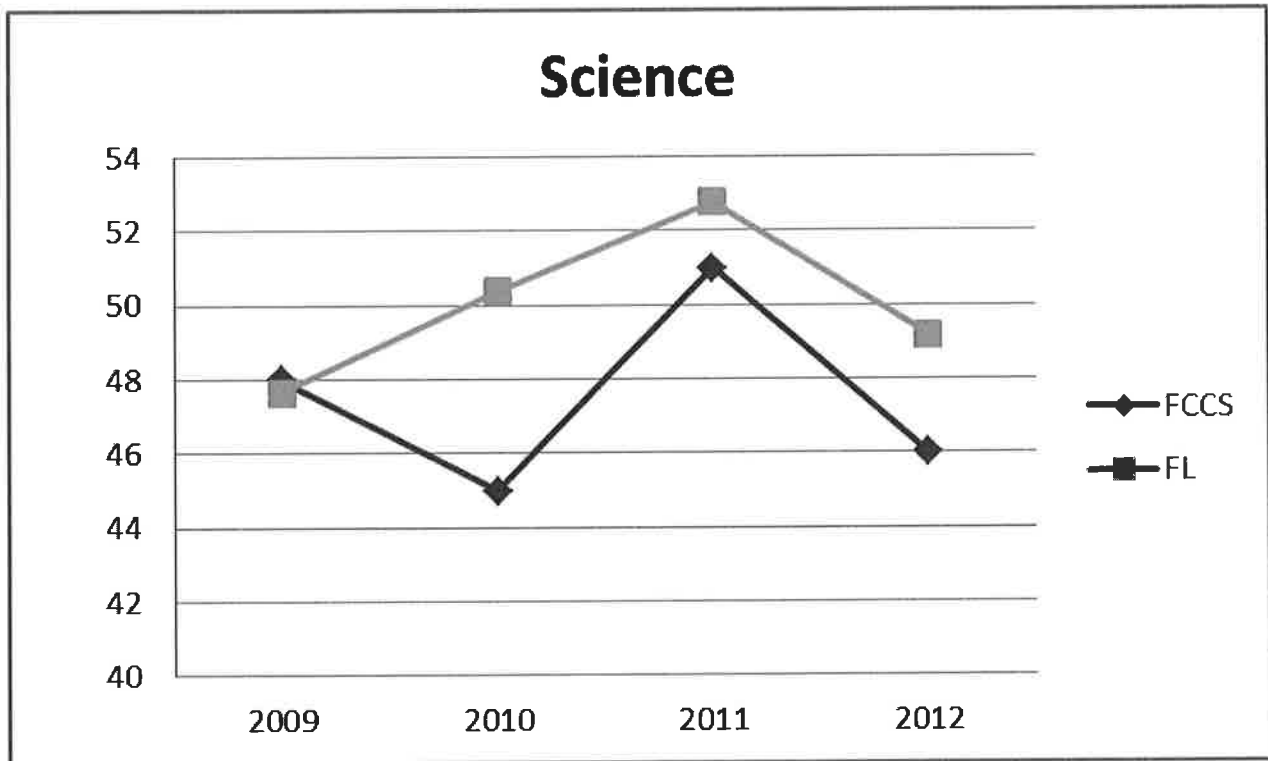
# FCCS and FL Comparison



# FCCS and FL Comparison



# FCCS and FL Comparison







**Benchmark 1:**

**Reading, Math and Science**

**FOUR CORNERS CHARTER SCHOOL, INC.**

# Reading – Gold Stars

2012-2013 FCAT - Reading Discovery Benchmark 1

Grade	3rd	4th	5th	6th	7th	8th	Average
CSUSA FL	57.8	61.9	66.6	60.9	68.3	75.3	64.1
FCCS	53.3	51.8	68.9	59.5	86.3 	77.6	66.2 

# Math

2012-2013 FCAT - Math Discovery Benchmark 1

Grade	3rd	4th	5th	6th	7th	8th	Average
CSUSA FL	52.7	40.9	38.8	39.9	55.6	47.5	50.6
FCCS	48	31.5	39.4	44	62.8	52.8	46.4



# Math – Gold Stars





2012-2013 FCAT - Math Discovery Benchmark 1							
Grade	3rd	4th	5th	6th	7th	8th	Average
CSUSA FL	52.7	40.9	38.8	39.9	55.6	47.5	50.6
FCCS	48	31.5	39.4	44	62.8	52.8	46.4

# Science

2012-2013 FCAT - Science Discovery Benchmark 1			
Grade	5th	8th	Average
CSUSA FL	52.2	51.6	51.4
FCCS	49.5	52	50.8

# Science – Gold Stars

2012-2013 FCAT - Science Discovery Benchmark 1			
Grade	5th	8th	Average
CSUSA FL	52.2	51.6	51.4
FCCS	49.5	52 	50.8



**FOUR CORNERS  
CHARTER SCHOOL**

<b>Four Corners Charter School Out of Field Report 9/2012 All are working towards ESOL Compliance</b>			
Out of Field Report	Out-of-Field Assignment	Current Certification	Out of Field Assignment Date
Teacher			
Crystal Bullard	ESOL Compliance	Temp. Pre-K/Primary (age 3-grade 3)	8/8/2011
Alejandra Beisel	ESOL Compliance	Temp. Pre-K/Primary (age 3-grade 3),Spanish (K-12)	8/6/2012
Zeidy Pena	ESOL Compliance	Temp. Elem. Ed (K-6)	8/6/2012
Margaret Avent	ESOL Compliance	Prof. Elem Ed (K-6)	8/9/2010
Amanda Simpson	ESOL Compliance	Need Statement of Elig. Applied for Elem Ed (k-6)	8/6/2012
Shontal Camacho	ESOL Compliance	Temp. Pre-k /Primary (Age3-Grade3)	8/16/2012
Jennifer L. Richard	ESOL Compliance	Prof. Elem Ed (K-6)	8/6/2012
Deontevius Shazier	ESOL Compliance	Temp. Math. (5-9),Computer Science (K-12)	10/3/2011
Kelly Bernhardt	ESOL Compliance	Temp. English (6-12)	8/16/2010
Audree Torrez	ESOL Compliance	Temp. Elem. Ed (K-6)	8/1/2012
Tera Moses	ESOL Compliance	Temp. General science (5-9)	8/6/2012
<b>Addendum as of 11/9/2012</b>			
***Beth Berner	Elementary Art	Prof. Elementary Ed. K-6 with ESOL	8/6/2012
***Paul Smith	Elementary Music	Prof. Elementary Ed. K-6 with ESOL	8/6/2012
***Dennis Burdick	ESOL Compliance	Elementary PE (awaiting confirmation of completion from another county)	8/6/2012
***Nelrose Stewart	ESOL Compliance	Prof. Elem Ed (K-6) ( awaiting certification to be placed on professional certificate)	8/6/2012

11/9/2012

Dear Parents/Guardians,  
This letter is to inform you of 4 additions to the FCCS out of field report.

Four Corners Charter School Out of Field Report 9/2012 All are working towards ESOL Compliance			
Out of Field Report			
Teacher	Out-of-Field Assignment	Current Certification	Out of Field Assignment Date
Crystal Bullard	ESOL Compliance	Temp. Pre-K/Primary (age 3-grade 3)	8/8/2011
Alejandra Beisel	ESOL Compliance	Temp. Pre-K/Primary (age 3-grade 3), Spanish (K-12)	8/6/2012
Zeidy Pena	ESOL Compliance	Temp. Elem. Ed (K-6)	8/6/2012
Margaret Avent	ESOL Compliance	Prof. Elem Ed (K-6)	8/9/2010
Amanda Simpson	ESOL Compliance	Need Statement of Elig. Applied for Elem Ed (k-6)	8/6/2012
Shontal Camacho	ESOL Compliance	Temp. Pre-k /Primary (Age3-Grade3)	8/16/2012
Jennifer L. Richard	ESOL Compliance	Prof. Elem Ed (K-6)	8/6/2012
Deontevius Shazier	ESOL Compliance	Temp. Math. (5-9), Computer Science (K-12)	10/3/2011
Kelly Bernhardt	ESOL Compliance	Temp. English (6-12)	8/16/2010
Audree Torrez	ESOL Compliance	Temp. Elem. Ed (K-6)	8/1/2012
Tera Moses	ESOL Compliance	Temp. General science (5-9)	8/6/2012
<b>Addendum as of 11/9/2012</b>			
***Beth Berner	Elementary Art	Prof. Elementary Ed. K-6 with ESOL	8/6/2012
***Paul Smith	Elementary Music	Prof. Elementary Ed. K-6 with ESOL	8/6/2012
***Dennis Burdick	ESOL Compliance	Elementary PE (awaiting confirmation of completion from another county)	8/6/2012
***Nelrose Stewart	ESOL Compliance	Prof. Elem Ed (K-6) ( awaiting certification to be placed on professional certificate)	8/6/2012

11/9/2012

Dear Parents/Guardians,  
This letter is to inform you of 4 additions to the FCCS out of field report.

Four Corners Charter School Out of Field Report 9/2012 All are working towards ESOL Compliance			
Out of Field Report			
Teacher	Out-of-Field Assignment	Current Certification	Out of Field Assignment Date
Crystal Bullard	ESOL Compliance	Temp. Pre-K/Primary (age 3-grade 3)	8/8/2011
Alejandra Beisel	ESOL Compliance	Temp. Pre-K/Primary (age 3-grade 3), Spanish (K-12)	8/6/2012
Zeidy Pena	ESOL Compliance	Temp. Elem. Ed (K-6)	8/6/2012
Margaret Avent	ESOL Compliance	Prof. Elem Ed (K-6)	8/9/2010
Amanda Simpson	ESOL Compliance	Need Statement of Elig. Applied for Elem Ed (k-6)	8/6/2012
Shontal Camacho	ESOL Compliance	Temp. Pre-k /Primary (Age3-Grade3)	8/16/2012
Jennifer L. Richard	ESOL Compliance	Prof. Elem Ed (K-6)	8/6/2012
Deontevius Shazier	ESOL Compliance	Temp. Math. (5-9), Computer Science (K-12)	10/3/2011
Kelly Bernhardt	ESOL Compliance	Temp. English (6-12)	8/16/2010
Audree Torrez	ESOL Compliance	Temp. Elem. Ed (K-6)	8/1/2012
Tera Moses	ESOL Compliance	Temp. General science (5-9)	8/6/2012
<b>Addendum as of 11/9/2012</b>			
***Beth Berner	Elementary Art	Prof. Elementary Ed. K-6 with ESOL	8/6/2012
***Paul Smith	Elementary Music	Prof. Elementary Ed. K-6 with ESOL	8/6/2012
***Dennis Burdick	ESOL Compliance	Elementary PE (awaiting confirmation of completion from another county)	8/6/2012
***Nelrose Stewart	ESOL Compliance	Prof. Elem Ed (K-6) ( awaiting certification to be placed on professional certificate)	8/6/2012

## Project Issue Report

Date: November 15, 2012

Project: Four Corners Chiller Plant Installation and Roof Replacement

Significant Completion Date: August 2011

Issue Description: Complete HVAC Chiller Plant Project

### Action Items:

- (1) Complete project pursuant to IRT Report (Phoenix Agency)
- (2) Review, approve and notify vendor to complete project (replace defective fan motors (14) and VAV fan motor (1). ConServ proposal dated 11.12.12 (\$7,325.00). (Note: if during T&B it is determined speed controllers are required the additional cost is \$25.00 per unit/\$350.00.
- (3) Upon completion of above scope of work, Phoenix Agency is to complete certified Test and Balance report. Participants to include Sabiston Engineering, The Phoenix Agency, ConServ, ASI.
- (4) Upon receipt of certified Test and Balance release \$85,000 of outstanding Pay App Four (\$114,064.96)
- (5) Audit of project financials and release of final payment pursuant to FCCS Board approval.

### Attachments:

IRT Report

AMSCO Proposal and Change Order #10

ConServ Proposal

Pay App 4



## FOUR CORNERS CHARTER SCHOOL Issue Resolution Tracking Report

October 30, 2011

ITEM	SYSTEM	ISSUE	DATE ENTERED	ASSIGNED PARTY	SIGN-OFF DATE	FINAL STATUS
1	PV 2-1-1	Fan not running <b>existing fan failed motor, speed control not installed originally, motor over-amped /failed</b>	9-15-11	<b>existing</b>		SAME
2	PV 2-2-1	Fan not running <b>same</b>	9-15-11	“ “		SAME
3	PV 2-2-2	Fan not running <b>same</b>	9-15-11	““ “		SAME
4	PV 2-2-3	Fan not running <b>same</b>	9-15-11	““ “		SAME
5	PV 2-2-4	Fan not running <b>same</b>	9-15-11	““ “		SAME
6	PV 2-3-2	Fan not running <b>same</b>	9-15-11	“ “		SAME
7	PV 2-3-3	Fan not running <b>same</b>	9-15-11	“ “		SAME
8	PV 2-3-4	Fan not running <b>same</b>	9-15-11	“ “		SAME
9	PV 2-4-2	Fan not running <b>same</b>	9-15-11	“ “		SAME
10	PV 2-4-3	Fan not running <b>same</b>	9-15-11	“ “		SAME
11	PV 2-4-4	Fan not running <b>same</b>	9-15-11	“ “		SAME
12	EF 2-0-1	Fan not running <b>same</b>	9-15-11	“ “		SAME
13	PV 1-1-3	Fan not running <b>same</b>	9-15-11	“ “		SAME
14	PV 1-1-4	Fan is at 157% of design and there is not a speed controller installed <b>will fail</b>	9-15-11	<b>existing</b>		OK
15	All EF and PV	No speed controllers are installed <b>Speed controllers required for new fans only</b>	9-15-11			OK NEW ONLY
16	PV 1-2-1	Fan is at 142% of design and there is not a speed controller installed <b>will fail</b>	9-15-11	<b>existing</b>		OK
17	PV 1-2-2	Fan not running <b>same as item 1 thru 13</b>	9-15-11	<b>existing</b>		SAME
18	PV 1-2-3	Fan is at 140% of design and there is not a speed controller installed	9-15-11			OK
19	VAV 2-4-4	VAV is not operating	9-15-11			OK



## FOUR CORNERS CHARTER SCHOOL Issue Resolution Tracking Report

October 30, 2011

ITEM	SYSTEM	ISSUE	DATE ENTERED	ASSIGNED PARTY	SIGN-OFF DATE	FINAL STATUS
20	VAV 2-3-14	VAV not calibrating	9-15-11			OK
21	VAV 2-3-13	VAV not calibrating <b>ok per Mission Controls "John"</b>	9-15-11			SAME
22	VAV 2-3-5	VAV not controlling at minimum	9-15-11			OK
23	VAV 2-3-7	VAV not controlling at Maximum and Minimum	9-15-11			OK
24	VAV 2-3-4	VAV is not on computer	9-15-11			OK
25	VAV 2-2-7	VAV not calibrating	9-15-11			OK
26	VAV 2-1-1	VAV not controlling at Maximum and Minimum	9-15-11			OK
27	VAV 1-1-4	VAV not controlling at Maximum and Minimum	9-15-11			OK
28	VAV 1-1-5	VAV not controlling at Maximum and Minimum <b>Ok per Mission Controls "John"</b>	9-15-11	<b>Exist box</b>		SAME
29	VAV 1-1-6	VAV not controlling at Maximum and Minimum	9-15-11			OK
30	VAV1-1-8A VAV1-1-8B	VAV are crossed In both controls and VAV location <b>Re-labeled- ok now</b>	9-15-11			OK on controls only
31	All PFPB'S	Parallel fan boxes fan are in continuous run the will need to be changed to run in heat only	9-23-11			OK
32	All PFPB'S	Parallel fan boxes the heat CFM setpoints are the combined total of cooling minimum and fan total. The primary flow setpoint for heat should be cooling minimum.	9-23-11			OK
33	Control network	We have been experiencing intermittent interruptions on the network. <b>Ok now Mission Cntl</b>	9-23-11			SAME
34	CHILLED WATER	There appears to be a significant amount of air entrained in the system <b>Air is out of system.</b>	10-10-11			SAME
35	Chiller 2	Chiller has not been repaired it is still partially dis-assembled	10-10-11			OK
36	VAV 3-1-5	Outlet in corridor not installed <b>Existing outlet on dwgs, never inst. Originally.</b>	10-10-11	<b>Exist</b>		SAME
37	VAV 3-1-10	Very low on flow damper may not be fully open (unable to verify) <b>Fan Motor Burnt up existing box, series box with fan motor.</b>	10-10-11	<b>Exist Box</b>		SAME





## FOUR CORNERS CHARTER SCHOOL Issue Resolution Tracking Report

October 30, 2011

ITEM	SYSTEM	ISSUE	DATE ENTERED	ASSIGNED PARTY	SIGN-OFF DATE	FINAL STATUS
38	VAV3-1-11	VAV not calibrating	10-10-11			OK
39	VAV 3-2-10	VAV not calibrating	10-10-11			OK
40	VAV 3-2-14	VAV Will not go to minimum	10-10-11			OK
41	VAV 3-2-17	VAV Will not go to minimum <b>ok per John Mission Controls</b>	10-10-11	<b>Exist box</b>		SAME
42	AHU 1-2	Main return dampers are not operational and will not hold position <b>Made repairs. Same 10/30</b>	10-17-11			SAME
43	AHU 1-2	Return damper is not fully closing on inlet serving classroom 142 <b>Made Repairs. Same 10/30</b>	10-17-11			SAME
44	AHU 1-1	Return damper is not installed on inlet serving Kitchen 113 <b>added damper, not shown on dwgs</b>	10-17-11			OK
45	AHU 1-1	VAV 1-1-2 Heat will not energize. Heater has high voltage. <b>APD Switch open closed at high cfm</b>	11-30-11	<b>Exist box</b>		SAME
46	AHU 1-1	VAV 1-1-4 Heat will not energize. Heater has high voltage. <b>APD not closing at Max cfm per M Controls</b>	11-30-11	<b>Exist Box</b>		SAME
47	AHU 1-1	VAV 1-1-5 Heat will not energize. Heater has high voltage. <b>APD not closing at Max cfm per Miss. Controls</b>	11-30-11	<b>Exist Box</b>		SAME
48	AHU 1-1	VAV 1-1-6 Heat will not energize. Heater has high voltage. <b>APD not closing at Max CFM per Miss. Contr.</b>	11-30-11	<b>Exist Box</b>		SAME
49	AHU 2-1	VAV 2-1-2 Heat will not energize. Heater has high voltage.	11-30-11			OK
50	AHU 2-4	VAV 2-4-4 Heat will not energize. Heater has high voltage.	11-30-11			OK
51	AHU 3-1	VAV 3-1-2 Heat will not energize. Heater has high voltage. <b>Blower fuse open, needs 3 a 600 v, fan motor ok. Ht ok</b>	11-30-11	<b>Exist Box</b>		SAME
52	AHU 3-2	VAV 3-2-3 Fan not running <b>Fan operates normal</b>	11-30-11	<b>Exist Box</b>		SAME
53	AHU 3-2	VAV 3-2-5 Heat will not energize. Heater has high voltage. <b>Factory Low voltage wires missing to ht contactor, 2</b>	11-30-11	<b>Exist Box</b>		SAME
54	AHU 3-2	VAV 3-2-6 Heat will not energize. Heater has high voltage. <b>Factory low voltage wires missing to Ht contactor,2</b>	11-30-11	<b>Exist Box</b>		SAME
55	AHU 3-2	VAV 3-2-7 Heat will not energize. Heater has high voltage. <b>Fan Runs ht contactor energizes, limit out</b>	11-30-11	<b>Exist Box</b>		SAME



## FOUR CORNERS CHARTER SCHOOL Issue Resolution Tracking Report

October 30, 2011

ITEM	SYSTEM	ISSUE	DATE ENTERED	ASSIGNED PARTY	SIGN-OFF DATE	FINAL STATUS
56	AHU 3-2	VAV 3-2-8 Heat will not energize. Heater has high voltage. <b>Factory Low voltage wires missing to Ht contactor, 2</b>	11-30-11	Exist Box		SAME
57	AHU 3-2	VAV 3-2-10 Heat will not energize. Heater has high voltage. <b>Heat Operations normal</b>	11-30-11	Exist Box		SAME
58	AHU 3-2	VAV 3-2-17 Heat will not energize. Heater has high voltage. <b>Line voltage limit was open reset, ok now</b>	11-30-11	Exist Box		SAME
59	AHU 3-3	VAV 3-3-1 Heat will not energize. Heater has high voltage.	11-30-11			OK
60	AHU 3-3	VAV 3-3-2 Heat will not energize. Heater has high voltage.	11-30-11			OK



**AIR MECHANICAL & SERVICE CORP.**

325 Anchor Rd.  
Casselberry, FL 32707  
P. 407-695-0454 F. 407-698-0690

### PROPOSAL

Date: 9-26-11  
Proposal Submitted to: FRED BASS  
Attention: Doc SABISILD

Air Mechanical & Service Corporation proposes to complete the following:

Miss. D-D. MTR'S & 33 SPEED CONTROL'S

The above work will be performed during the following hours listed below:

- 7:00 AM to 4:30 PM Monday - Friday
- Weekends
- After Hours

Work Excludes the following:

- Electrical
- Concrete
- Painting & Patching Drywall
- Roofing
- Controls

Scope of Work:

INSTALL 29 SPEED CONTROL'S & 14 DIRECT DRIVE MTR'S

We hereby propose to furnish material and labor - complete in accordance with the above specifications for the sum of:

10,048.<sup>00</sup> with payments be made as follows: NET 30

Any alteration or deviation from above specifications involving extra costs will be executed only upon written order, and will become an extra charge over and above the estimate. All agreements contingent upon accidents or delays beyond our control.

Respectfully submitted by: \_\_\_\_\_  
**Vinnie Noffieo, Service Manager**  
Cell Phone: 321-231-0371

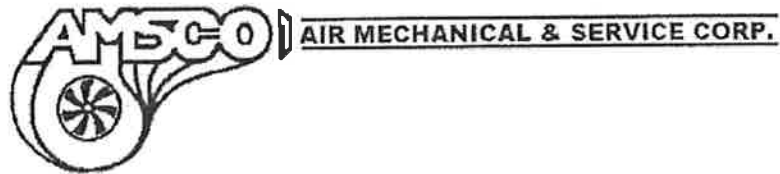
Note: This proposal may be withdrawn by us if not accepted within \_\_\_\_\_ days.

The above prices, specifications and conditions are satisfactory and are hereby accepted. You are authorized to do the work as specified.

#### Acceptance of Proposal

Signature \_\_\_\_\_ E-mail Address: \_\_\_\_\_

Date of Acceptance \_\_\_\_\_



September 26, 2011

Mr. Don Sabiston  
Sabiston Engineering Group INC.  
339 Kentucky Blue Cr.  
Apopka, FL 32712

**RE: Four Corners Charter School Speed Controls for existing Exhaust Fans, replace failed fan motors  
Change Order 10 Revised**

Don,

Attached is Change Order 10 proposal by our service department for the above referenced work. To procure replace the motors, procure and install the speed controls. The total cost being: \$10,048.00

Please advise as to proceed.

Regards,

**Fred Bass**

Fred Bass  
Senior Project Manager  
Air Mechanical & Service Corporation  
325 Anchor Road  
Casselberry, FL 32707  
Senior Project Manager  
407-699-0454 Bus.  
321-354-4000 Cell

325 Anchor Road  
Casselberry, Florida  
407-699-0454 Phone  
407-699-0690 Fax

4311 W. Ida Street  
Tampa, Florida 33614  
813-875-0782 Phone  
813-873-2275 Fax

2700 Avenue of the Americas  
Englewood, Florida 34224  
941-475-3715 Phone  
941-475-3725 Fax



A BCH Mechanical Inc. Affiliate

24 Hour Emergency Dispatch 800.940.3241

6350 116<sup>th</sup> Ave. North, Largo, FL 33773  
727.541.5503, Fax 727.544.1924

5030 NW 109<sup>th</sup> Ave., Suite A, Sunrise, FL 33351  
954.572.8884, Fax 954.572.9066

202 Live Oaks Blvd., Bldg. #2, Casselberry, FL 32707  
407.260.5891, Fax 407.260.9315

November 12, 2012

Proposal No.: AC102612BWP\_(2)

Ron LaFoy  
HVAC Manager  
6245 North Federal Hwy.  
5<sup>th</sup> Floor  
Fort Lauderdale, Florida 33308

rlafoy@charterschoolsusa.com

**RE:** *Four Corners Charter School* - fan motor replacements

**Scope of work:**

**TOTAL: NTE \$7,325.00**

*67675  
(not to exceed)*

1. Furnish and install fourteen (14) exhaust fan motors; asset list attached:
  - ✦ Eleven (11): 1/6 hp./ 115V-1 phase/ 1075 rpm
  - ✦ Three (3): 1/20 hp./ 115V-1 phase/ 1550 rpm
  
2. Furnish and install one (1) VAV fan motor; asset list attached:
  - ✦ One (1): 1/3 hp.
  
3. Provide all labor and materials necessary to complete the above referenced work.

**Exclusions and qualifications:**

- Work to be performed during normal business hours; Monday through Friday, 7:30AM - 5:00PM.
- Provide one (1) year warranty on labor; not responsible for manufacturer's warranty.
- Installation of speed controllers, if required, at additional cost.
- Diagnosis and repair of VAV heaters not included.
- Repairs or replacement of other devices not specifically mentioned in the scope of work above.

Respectfully submitted,

*Brian Powers*, Business Development  
(727) 638-1910 Mobile  
bpowers@conservonline.com

Printed Name: \_\_\_\_\_

Work Order # - PO #: \_\_\_\_\_



A BCH Mechanical Inc. Affiliate

24 Hour Emergency Dispatch 800.940.3241

6350 118<sup>th</sup> Ave. North, Largo, FL 33773  
727.541.5503, Fax 727.544.1924

5030 NW 109<sup>th</sup> Ave., Suite A, Sunrise, FL 33351  
954.572.8884, Fax 954.572.9086

202 Live Oaks Blvd., Bldg. #2, Casselberry, FL 32707  
407.260.5891, Fax 407.260.9315

**Asset List of Equipment Included:**

<b>Unit #</b>	<b>Manufacturer</b>	<b>Model #</b>
PV 2-1-1	Loren Cook	70C15DH
PV 2-2-1	Loren Cook	120C10D
PV 2-2-2	Loren Cook	120C10D
PV 2-2-3	Loren Cook	120C10D
PV 2-2-4	Loren Cook	120C10D
PV 2-3-2	Loren Cook	120C10D
PV 2-3-3	Loren Cook	120C10D
PV 2-3-4	Loren Cook	120C10D
PV 2-4-2	Loren Cook	120C10D
PV 2-4-3	Loren Cook	120C10D
PV 2-4-4	Loren Cook	70C15DH
EF 2-0-1	Loren Cook	70C15DH
PV 1-1-5	Loren Cook	120C10D
PV 1-2-2	Loren Cook	5120C10D
VAV 2-3-1	Metal Industries	408 M

TO OWNER: FOUR CORNERS CHARTER SCHOOL, IN PROJECT: FOUR CORNERS CHARTER SCHOOL  
 6245 N. FEDERAL HWY, 5TH FLOOR HVAC RENOVATION  
 FT. LAUDERDALE, FL 33308 9100 TEACHER LANE 9/15/11  
 VIA ARCHITECT: DAVENPORT, FL 33897  
 FROM CONTRACTOR: AIR MECHANICAL & SERVICE CORP. CONTRACT DATE: 5/25/11  
 P.O. BOX 153179 INVOICE NO: 51084  
 4311 W. IDA STREET  
 TAMPA, FL 33684  
 CONTRACT FOR: FOUR CORNERS CHARTER SCHOOL APPLICATION NO: 4  
 PERIOD TO: 9/15/11  
 PROJECT NOS.: ARCHITECT  
 CONTRACTOR

**CONTRACTOR'S APPLICATION FOR PAYMENT**  
 Application is made for payment, as shown below, in connection with the Contract Continuation Sheet, AIA Document G703, is attached.

1. ORIGINAL CONTRACT SUM ..... \$ 1,674,000.00
2. Net change by Change Orders ..... \$ 31,360.57
3. CONTRACT SUM TO DATE (Line 1 + 2) ..... \$ 1,705,360.57
4. TOTAL COMPLETED & STORED TO DATE (Column G on G703) ..... \$ 1,705,360.57
5. RETAINAGE:
  - a. 0% of Completed Work (Columns D + E on G703) ..... \$ 0.00
  - b. 0% of Stored Material (Column F on G703) ..... \$ 0.00

Total Retainage (Line 5a + 5b or Total in Column I of G703) ..... \$ 0.00

6. TOTAL EARNED LESS RETAINAGE ..... \$ 1,705,360.57  
 (Line 4 less Line 5 Total)

7. LESS PREVIOUS CERTIFICATES FOR PAYMENT (Line 6 from prior Certificate) ..... \$ 1,591,295.61

8. CURRENT PAYMENT DUE ..... \$ 114,064.96

9. BALANCE TO FINISH, INCLUDING RETAINAGE (Line 3 less Line 6) ..... \$ 0.00

CHANGE ORDER SUMMARY	ADDITIONS	DEDUCTIONS
Total changes approved in previous months by Owner	1,098.20	0.00
Total approved this Month	30,312.56	50.19
TOTALS	31,410.76	50.19
NET CHANGES by Change Order	31,360.57	

The undersigned Contractor certifies that to the best of the Contractor's knowledge, information and belief the Work covered by this Application for Payment has been completed in accordance with the Contract Documents, that all amounts have been paid by the Contractor for Work for which previous Certificates for Payment were issued and payments received from the Owner, and that current payment shown herein is now due.

CONTRACTOR: AIR MECHANICAL & SERVICE CORP. Date: \_\_\_\_\_

By: \_\_\_\_\_ Date: \_\_\_\_\_

State of: \_\_\_\_\_

Country of: \_\_\_\_\_

Subscribed and sworn to before me this \_\_\_\_\_ day of \_\_\_\_\_

Notary Public: \_\_\_\_\_

My Commission expires: \_\_\_\_\_

**ARCHITECT'S CERTIFICATE FOR PAYMENT**

In accordance with the Contract Documents, based on on-site observations and the data comprising this application, the Architect certifies to the Owner that to the best of the Architect's knowledge, information and belief the Work has progressed as indicated, the quality of the Work is in accordance with the Contract Documents, and the Contractor is entitled to payment of the AMOUNT CERTIFIED.

AMOUNT CERTIFIED ..... \$ \_\_\_\_\_

(Attach explanation if amount certified differs from the amount applied for. Initial all figures on this Application and on the Continuation Sheet that are changed to conform to the amount certified.)

ARCHITECT: \_\_\_\_\_ Date: \_\_\_\_\_

By: \_\_\_\_\_ Date: \_\_\_\_\_

This Certificate is not negotiable. The AMOUNT CERTIFIED is payable only to the Contractor named herein. Issuance, payment and acceptance of payment are without prejudice to any rights of the Owner or Contractor under this Contract.

# CONTINUATION SHEET

AIA DOCUMENT G703 (Instructions on reverse side)

PAGE 3 OF 3 PAGES

AIA Document G702, APPLICATION AND CERTIFICATE FOR PAYMENT, containing Contractor's signed Certification, is attached.

In tabulations below, amounts are stated to the nearest dollar. Use Column I on Contracts where variable retainage for line items may apply.

APPLICATION NO.: 4

APPLICATION DATE: 9/15/2011

PERIOD TO: 9/15/2011

ARCHITECT'S PROJECT NO.:

A ITEM NO.	B DESCRIPTION OF WORK	C SCHEDULED VALUE	D WORK COMPLETED		E THIS PERIOD	F MATERIALS PRESENTLY STORED (NOT IN D OR E)	G TOTAL COMPLETED AND STORED TO DATE (D+E+F)	H BALANCE TO FINISH (C - G)	I RETAINAGE (IF VARIABLE) RATE
			FROM PREVIOUS APPLICATION (D + E)	THIS PERIOD					
16	DDC CONTROLS LABOR	85,000.00	85,000.00	0.00	0.00	0.00	85,000.00	0.00	0.00
17	FIRE ALARM	10,000.00	10,000.00	0.00	0.00	0.00	10,000.00	0.00	0.00
18	ELECTRICAL MATERIALS	70,000.00	70,000.00	0.00	0.00	0.00	70,000.00	0.00	0.00
19	ELECTRICAL LABOR	100,000.00	100,000.00	0.00	0.00	0.00	100,000.00	0.00	0.00
20	DUCT CLEANING	22,500.00	22,500.00	0.00	0.00	0.00	22,500.00	0.00	0.00
21	GENERAL CONSTRUCTION MATERIALS & LABOR	7,580.00	7,580.00	0.00	0.00	0.00	7,580.00	0.00	0.00
22	<u>CONTINGENCY \$52,920.00</u>								
23	PERMIT	12,255.00	12,255.00	0.00	0.00	0.00	12,255.00	0.00	0.00
24	CHANGE ORDER #1	29,067.60	29,067.60	0.00	0.00	0.00	29,067.60	0.00	0.00
25	CHANGE ORDER #2	6,759.61	6,759.61	0.00	0.00	0.00	6,759.61	0.00	0.00
26	CHANGE ORDER #3	1,777.60	1,777.60	0.00	0.00	0.00	1,777.60	0.00	0.00
27	CHANGE ORDER #4	3,010.00	3,010.00	0.00	0.00	0.00	3,010.00	0.00	0.00
28	REMAINDER OF CONTINGENCY	50.19	0.00	50.19	0.00	0.00	50.19	0.00	0.00
29		<u>52,920.00</u>	<u>52,869.81</u>	<u>50.19</u>	<u>0.00</u>	<u>0.00</u>	<u>52,920.00</u>	<u>0.00</u>	<u>0.00</u>
30	CHANGE ORDER #5	1,098.20	1,098.20	0.00	0.00	0.00	1,098.20	0.00	0.00
31	CHANGE ORDER #6	2,162.67	0.00	2,162.67	0.00	0.00	2,162.67	0.00	0.00
32	CHANGE ORDER #7	23,890.04	0.00	23,890.04	0.00	0.00	23,890.04	0.00	0.00
33	CHANGE ORDER #8	2,102.36	0.00	2,102.36	0.00	0.00	2,102.36	0.00	0.00
34	CHANGE ORDER #9	2,157.49	0.00	2,157.49	0.00	0.00	2,157.49	0.00	0.00



AIA DOCUMENT G703 • CONTINUATION SHEET FOR G702 • 1992 EDITION • AIA® • ©1992 • THE AMERICAN INSTITUTE OF ARCHITECTS, 1735 NEW YORK AVENUE, N.W., WASHINGTON, D.C. 20006-5292 • WARNING: Unauthorized photocopying violates U.S. copyright laws and will subject the violator to legal prosecution.

G703-1992

CAUTION: You should use an original AIA document which has this caution printed in red. An original assures that changes will not be obscured as may occur when documents are reproduced.



# CONTINUATION SHEET

AIA DOCUMENT G703 (Instructions on reverse side)

PAGE 4 OF 4 PAGES

AIA Document G702, APPLICATION AND CERTIFICATE FOR PAYMENT, containing Contractor's signed Certification, is attached.

In tabulations below, amounts are stated to the nearest dollar.

Use Column I on Contracts where variable retainage for line items may apply.

APPLICATION NO.: 4

APPLICATION DATE: 9/15/2011

PERIOD TO: 9/15/2011

ARCHITECT'S PROJECT NO.:

A ITEM NO.	B DESCRIPTION OF WORK	C SCHEDULED VALUE	D WORK COMPLETED		E THIS PERIOD	F MATERIALS PRESENTLY STORED (NOT IN D OR E)	G TOTAL COMPLETED AND STORED TO DATE (D+E+F)	H BALANCE TO FINISH (C - G)	I RETAINAGE (IF VARIABLE RATE)
			FROM PREVIOUS APPLICATION (D + E)	THIS PERIOD					
33	UNUSED CONTINGENCY	-50.19	0.00	-50.19	-50.19	0.00	-50.19	0.00	0.00
		1,705,360.57	1,675,048.01	30,312.56	0.00	1,705,360.57	100	0.00	0.00

AIA DOCUMENT G703 • CONTINUATION SHEET FOR G702 • 1992 EDITION • AIA® • ©1992 • THE AMERICAN INSTITUTE OF ARCHITECTS, 1735 NEW YORK AVENUE, N.W., WASHINGTON, D.C. 20008-5292 • WARNING: Unlicensed photocopying violates U.S. copyright laws and will subject the violator to legal prosecution.



G703-1992

CAUTION: You should use an original AIA document which has this caution printed in red. An original assures that changes will not be obscured as may occur when documents are reproduced.